


OCTOBER 1982

\$3.00

BME

BROADCAST MANAGEMENT ENGINEER



Growing Up With Live Broadcasting

KUDD 6099798 X M AD
T W DENBROOK DIR OF ENG
KUOW RADIO
325 CHU-II OF WASHINGTON
SEATTLE WA 98195 DIR



SMPTA Preview

Quality, Reliability, Service...

Excellent Reasons for Choosing ADM[®]



ADM 2400 Series II Console

ADM understands how critical it is for professionals to be assured of unflinching performance under the most demanding conditions. That's why everything we do at ADM—from initial concept to final production—is geared to providing consoles of unexcelled quality and reliability.

The finest of components are used in ADM consoles to assure long life and trouble-free operation. Our exclusive five-year warranty, the most generous in the industry, attests to this fact. Service—if you ever need it—is prompt and professional. Contact ADM Technology, Inc.

Home Office: 1626 E. Big Beaver Road
Troy, MI 48084
(313) 524-2100, TLX 23-1114

Rocky Mountain Sales: (801) 486-8822

West Central Sales: (817) 467-2990

West Coast Sales: (415) 945-0181

East Coast Sales: (313) 524-2100

ADM[®]

The Audio Company

Get the Edge on price, performance and features

CMX hones THE EDGE with the addition of Internal Memory, Re-edit and List Ripple to its six-point advantage.

When we at CMX set out to build an advanced medium-scale editing system we took a look at the best competition had to offer. We then applied our 11 years of leadership in building editing systems to produce THE EDGE™, a system that is superior in every respect. Check these six key points and we think you'll agree.




The Human EDGE. Veteran editors and beginners alike quickly adapt to THE EDGE because its

SMART KEYS™ and layered screens take you easily through the editing process as you direct it. You set your own pace. Frame accurate time code or pulse count editing lets you concentrate on creativity and increase your productivity dramatically.



The Technical EDGE. Simple plug-in modularity makes THE EDGE expandable. Going from two to three

machines? Add a card. Expanding to a floppy disk? Add a card. Forget about stringing out black boxes. Also, servicing has been human-engineered with built-in diagnostics that trouble shoot on the spot. Information on the screen will tell you the story. No more long waits for service calls.



The CMX EDGE.

With the internal event memory, which features re-editing, list rippling, event deletion and list scrolling, you can essentially do your off-line editing with THE EDGE and build a CMX Edit Decision List. And this can all be done on a cuts-only system, if desired. Through the availability of a variety of optional techniques, such as using THE EDGE audio/video dissolver or auto-transition control of a production switcher, you can complete

your final auto-assembly on THE EDGE. If it's a highly sophisticated finished production that requires numerous special effects, you may wish to complete it from THE EDGE EDL on a 340X system. It's this flexibility of choices that gives you the most cost effective solution to your editing needs.



The VTR EDGE.

The EDGE speaks very quietly to VTR's and they respond gently. Only CMX knows how to engineer smooth-as-silk VTR interfaces. And that

includes 1-inch, ¾-inch, and ½-inch machines from the major manufacturers. Mix and match them on your system.



The Protective

EDGE. Last year's EDGE becomes this year's with a quick, easy update to incorporate any new features. It's just like our 340X. It's built to grow with you. It's protection against obsolescence.



The Dollar EDGE.

The most important consideration in computing the true cost of an editing system is what your bottom line is going to be a few years hence. By then you'll have expanded your system into its final configuration. You can get THE EDGE in a two-machine system for \$13,250.* The complete system, a fully-featured three machine system including A/V dissolver and floppy disk, costs about \$23,400.* That's many thousands less than competitors. That's the most you'll ever spend.

Call or write us for more information. It costs less to own or lease the very best—and to get the EDGE.

Orrox Corporation 3303 Scott Blvd., Santa Clara, CA 95050 (408) 988-2000 Telex 910-338-0554

*U.S. Domestic

TM Orrox Corporation

CMX
ORROX
The World Standard for Editing

Circle 100 on Reader Service Card

www.americanradiohistory.com

STUDIO PRODUCTION SHOT WITH AN \$85,000 CAMERA.



STUDIO PRODUCTION SHOT WITH THE \$35,000 BVP-330.



CAN YOU SPOT THE \$50,000 DIFFERENCE?

Actually there is a difference. But in picture quality, it's not one you can see.

The video on the top was shot with a massive \$85,000 stationary camera. While the video on the bottom was shot with a lightweight, \$35,000 Sony BVP-330.

Which doubles as an EFP/studio production portable.

Both cameras produce sharp, crystal-clear images. Both cameras produce brilliant, true-to-life colors. In fact, both cameras were selected by Michael Werner, Director of Engineering, at Broadway Video, for their production of the musical event of the decade—Simon and Garfunkel's reunion in Central Park.

If you wish to enhance the drama of your production—to capture those elusive, magical moments that only a flexible production portable camera can capture—consider this:

The Sony Broadcast Pro-

ducts Company has just improved the 330 with the introduction of the new Sony 330A.

It offers advanced deflection yokes and dynamic focus for an even better picture over the entire screen area. The corner resolution is sharp. The pictures are even closer to the natural crispness of film.

The result is the highest performance portable camera package available.

For more information on cameras that are worth a lot more than you pay for, as well

as Sony's complete line of 1/2", 3/4" and 1" broadcast VTR's, editors, Digital Time Base Correctors, and high-performance monitors, call Sony in New York/New Jersey at (201) 368-5085; in Chicago at (312) 860-7800; in Los Angeles at (213) 841-8711; in Atlanta at (404) 451-7671; or in Dallas at (214) 659-3600.

SONY
Broadcast

Sony is a registered trademark of the Sony Corp.

©1982 Sony Corp. of America, 9 W. 57th St., New York, NY 10019.

ENG



News team at UN Headquarters, NY.

or EFP.



Photo: Richard Howard

On Location with "The Scarlet Letter"

You can count on Camera Mart for quality.

Whether you're shooting a news story, a commercial, a drama or a production for the performing arts, Camera Mart can put the right ENG/EFP package together for you. Our extensive inventory includes the latest equipment backed by our highly skilled staff. They're pros committed to providing you with the best package for your shoot plus help with technical problems of any kind. In many cases they've already solved problems similar to yours. So, call today and find out just how well equipped we are.

The Camera Mart, Inc.
456 West 55th Street, New York 10019 • (212) 757-6977 Telex: 1-2078
Video Department: 800 Tenth Avenue
Sales • Service • Rental

SEE US AT SMPTE BOOTHS 59, 60, 70, 71

Circle 101 on Reader Service Card

BM/E

BROADCAST MANAGEMENT/ENGINEERING

Publisher
Charles C. Lenz, Jr.
Editorial Director
Gerald M. Walker
Editor Emeritus
James A. Lippke

Editor
Robert Rivlin
Senior Editor
Robin Lanier
Associate Editor
Eva J. Blinder
Assistant Editor
Tim E. Wetmore
Assistant to the Editor
Douglas Damoth
Editorial Production Assistant
Allene J. Roberts
Editorial Assistant
Toria Smith

FCC Counsel
Farmer, Weihs, McGuinn, Flood & Bechtel
Broadcast Financial Consultant
Mark E. Battersby
Special Projects Editor
C. Robert Paulson

Associate Publisher
Djuna Van Vort
Production Director
Janet E. Smith
Art Director
Salja Austrand
Advertising Production Assistant
Charles Read
Circulation Manager
Robert Crawford
Marketing Assistant
Elaine Allimonti
Reader Service
Sharon Porges

Controller
Michael J. Lanni

BROADBAND INFORMATION SERVICES, INC.
295 Madison Ave., New York, N.Y. 10017
212-685-5320, Telex: 64-4001
Publishers of:
BM/E—Broadcast Management/Engineering
BM/E's World Broadcast News

☆ **ABP** **MCC**

VBPA **BM/E BROADCAST MANAGEMENT ENGINEERING** (ISSN 0005-3201) is published monthly by Broadband Information Services Inc. All notices pertaining to undeliverable mail or subscriptions should be addressed to 295 Madison Ave., New York, NY 10017. BM/E is circulated without charge to those responsible for station operation and for specifying and authorizing the purchase of equipment used in broadcast facilities in the U.S. and Canada. These facilities include AM, FM and TV broadcast stations, CATV systems, ETV stations, networks and studios, audio and video recording studios, telecine facilities, consultants, etc. Subscription prices to others \$24.00 one year, \$36.00 two years. Foreign \$36.00 one year, \$60.00 two years. Air Mail rates on request. Copyright 1982 by Broadband Information Services, Inc., New York City. Second class postage paid N.Y., N.Y. and additional mailing offices.

COMMAND PERFORMER

Creative editing made simple with ACE.

Whether you edit fast for the late-breaking news, or creatively for those difficult assignments, all editing commands are right at your fingertips with ACE, Ampex Computerized Editing.


With ACE, you're in control. Choose from three human interfaces: two traditional keyboards, Dedicated or ASCII, both with programmable soft keys, or Ampex's unique TouchScreen™. You simply touch a particular command on the CRT screen and edit. It's that simple.

But ACE's human engineering doesn't stop there. A convenient joystick complements all three editing controllers for precise human interaction. Finding edit points is a snap. And ACE's modular design lets you re-configure your system economically as your needs change.

Let ACE expand your creativity. And give you all the

editing control you need to orchestrate a wide variety of editing jobs. Call your Ampex representative, or write Ampex Corporation, Audio-Video Systems Division, 401 Broadway, Redwood City, CA 94063 (415) 367-2011. Sales, spares and service worldwide.

AMPEX TOOLS FOR TOMORROW

Ampex Corporation • One of The Signal Companies 




BM/E

BROADCAST MANAGEMENT ENGINEERING

OCTOBER 1982

VOLUME 18/NUMBER 10

EDITORIAL: AM stereo: signing on	10
LETTERS TO THE EDITOR	13
BROADCAST INDUSTRY NEWS: WNEV chooses half-inch for daily magazine show; USTV DBS service aimed for 1983 ANIK-C launch; Congress slices FCC to five seats.	18
RADIO PROGRAMMING AND PRODUCTION: Business is everyone's business	31
TELEVISION PROGRAMMING AND PRODUCTION: You can get there from here—live!	35

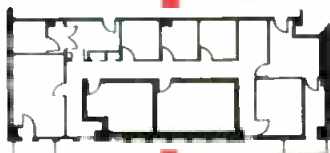


SPECIAL REPORT: LIVE BROADCASTING

42 ABC's View from the Inside Out: ABC's successful live coverage of auto racing from a racecar interior is a real inside story—and opens up great new possibilities for closer-than-ever live coverage.

53 Microphone Technology Keeps Pace with Changing Broadcast Environment: The broadcast industry's prime mover is better than ever.

63 Sync Timing the Live Remote: Engineers describe their solutions to basic multi-camera sync timing problems.



73 FACILITIES DESIGN AND ENGINEERING Part 4: How to Build Them

Radio Studios That Lift the Operation: Saving time and money in planning; what to think about before the studio is built.

SMPTE PREVIEW

83 Telecines: A Positive Experience with Negatives

Two Kodak researchers explain film-to-video transfers—what they have done and what they can do for you.

93 SMPTE, on Eve of Conference, Still Confused over Digital Standards

93 SMPTE Exhibitors

102 SMPTE Program

109 NEWS FEATURE: Harris AM Stereo Favored in Straw Poll: The future of AM stereo as revealed by BM/E's informal survey.

111 FCC RULES AND REGULATIONS: Logging requirements to be eliminated, further AM daytime and SCA activity

119 TAX TIPS FOR STATIONS: Legal costs

123 GREAT IDEAS CONTEST: Enter next month's contest—win \$50

128 BROADCAST EQUIPMENT: BM/E's survey of new products

COMING IN NOVEMBER
Special Report on Post-Production

The Performance of a World-Class Studio Console.



With a Four Year Warranty & a Price That Makes Sense.

You're looking at our DC-38-8S. Built tough & engineered to perform like big, expensive boards you'll find in world-class recording studios. Its flexibility and features give you the ultimate broadcast production and on-air board.

Its price keeps you (and your accountant) smiling.

D.C. CONTROL— WE INTRODUCED IT FIRST!

While a lot of imitators are still playing catch-up, we're moving ahead: by subtly improving upon a design we pioneered in 1975; by maintaining our reputation for reliability; by realistic and affordable pricing. We figure we're still way ahead. Which means you can be too.

The Ramko DC-38 Series consoles are known to be highly interference free because we don't let RF and scratchy pots and switches attack the audio. All audio functions, from switching through attenuation are done via D.C. control.

NOT ONLY QUIET. CLEANER AND MORE ACCURATE.

All inputs/outputs have the benefits of solid-state, transformerless design. We discarded the problems that come with bulky, unforgiving and expensive transformers. Like distortion due to impedance mismatching and compromised frequency response. Not to mention hum that sticks to a transformer like a magnet.

We give you a solid-state, L.E.D. metering for much greater accuracy. A cleaner, tighter sound can be yours too because the slower responding, mechanical V.U. meter belongs to another era—not on a Ramko console.

FEATURES FOR THE REAL WORLD.

There's a dual cue mode that works by normal

"potting-down" or by pushing a button so you don't have to change the mixer setting. All the pushbuttons are super-quiet. They route audio through error-free, solid-state logic without program-killing pops, clicks or momentary feedback associated with loud, clanking, short-lived mechanical switches.

Our exclusive electronic patch panels make selection of input gain extraordinarily flexible. From mic through line levels, and anywhere in between on each and every input. You have over four million combinations to accommodate any channel.

THE SECRET TO A FOUR YEAR WARRANTY WITH PARTS AND LABOR.

In the DC-38 you get three power supplies. L.E.D.s and lamps with an 11 year life expectancy. Pushbuttons spec'd at 20 million operations. Wear-resistant, crud-forgiving conductive plastic mixer pots that also take the heaviest of hands. In addition, all the critical electronic circuitry is burned-in so it doesn't burn-out.

And, no console made is easier to service.

THERE'S MORE.

Like over a dozen specific models in addition to our DC-38-8S. With specs that compare to the ones on your left. Mono-Stereo. 5 inputs to 12, dual. Optional solid-state clock/timers and remote machine control interface.

We also have a free, two-week trial. So you can put our claims, and our reputation to the test.

Give us a call, now. Collect. Discover the performance and versatility of a world-class broadcast studio board.

Discover the pricing that's also made Ramko's radio equipment reputation red-hot.

Engineered For Your Bottom Line.

RAMKO

Ramko Research, 11355-A Folsom Blvd.
Rancho Cordova, California 95670 (916) 635-3600

DC-38 Series' Numbers

Output:	+21dBm max. -70dB
Signal-To-Noise Ratio:	+0, -2dB 20Hz to 20kHz
Frequency Response:	0.3% or less
Distortion:	-70dB @ 1kHz
Crosstalk:	Up to 4 per mixer, balanced bridging
Inputs:	Single channel 5 mixer mono (SC-5R) thru dual channel 8 mixer stereo (DC-8Ms). \$1808* to \$3509*
Price:	Dual channel 5 mixer mono thru 10 mixer stereo (DC-38 series shown). \$3632* to \$6762* Dual channel 12 mixer, slide atten., remote control. Mono \$6432* Stereo \$7998*

*Prices subject to change without notice.

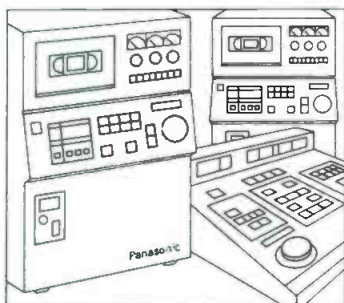


The brilliance in its design shows up in its picture. Introducing Panasonic Recam.

Total freedom from video cables isn't the most important reason to buy Panasonic Recam. Recam's exciting combination of a new recording system and a 3-tube prism optics camera is. Especially when you consider the result: Broadcast quality from 1/2" VHS™ recording tape.

Recam: The System

The Recam system consists of the AU-100 portable VCR, the AK-100 3-tube prism optics camera and the AU-300 playback editing system. Together they add a new dimension



to ENG and EFP.

Here's how: Unlike conventional recording systems, Recam records frequency modulated luminance signals on a single-slant track. At the same time, I and Q signals are recorded on another parallel track. By assign-

ing separate FM frequencies to the I and Q signals, color noise, streaking and other two-phase color problems are eliminated because only the final product is NTSC encoded.

The AU-100 has a direct-drive motor for precise tape movement and a capstan motor designed for reduced gyro effect. And for accurate assembly edits after every shot, the AU-100 backspaces 30 frames every time the VTR trigger is released.

The AU-100 also records audio on two longitudinal tracks and time code on a

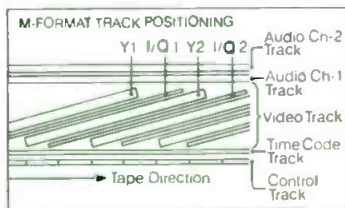
third track. The AU-100 supplies a constant read-out of vital operating conditions including drum and capstan lock status, slack tape detection, dew warning detection and a lot more.

Proven Prism Optics Performance

The AK-100 camera gives you the choice of 2/3" diode-gun Plumbicon® tubes or 2/3" Saticon® tubes. So you can shoot under a wide variety of lighting conditions without worrying about lag, blooming or burn-in.



Resolution with the Plumbicon configuration is 600 lines with a S/N ratio of 59dB, while the Saticon version produces 550 lines and a S/N ratio of 58dB. For added dynamic range



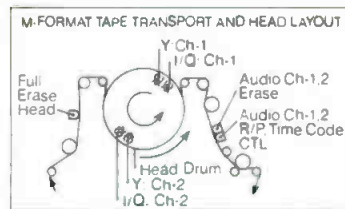
and reduced comet tailing, the AK-100 includes feedback beam control. Dynamic focus and corner registration compensation circuitry add to picture

quality as do horizontal and 2-line vertical contouring. There's also switchable black stretch and knee circuits for detail retention in dark or bright areas of the image. An eight-bit A/D and D/A converter with memory automatically adjusts white and black balance.

Better Chrominance Than 3/4"

Recam looks even better when you look at the AU-300 playback editing system. In fact, a Recam dub is actually superior to a 3/4" master. The reason: The AU-300's six-head scanner plays and

records the separate Y and I/Q tracks so there's virtually no loss of luminance or chroma information during



dubbing or insert and assembly editing. At the same time, two rotary erase heads and vertical head switching make for clean, accurate edits.

Panasonic Recam. It gives you the convenience of a recorder/ camera with

the picture to measure all recorder/cameras by. Plumbicon is a registered trademark of N.V. Philips for TV camera tubes. Saticon is a registered trademark of NHK (Japan Broadcasting Corp).

Panasonic VIDEO SYSTEMS DIVISION

For additional information on the Panasonic Recam, mail to:

Panasonic Industrial Company
Video Systems Division
One Panasonic Way
Secaucus, N.J. 07094

Name _____
 Title _____ (Please Print)
 Company _____
 Address _____
 City _____
 State _____ Zip _____
 Phone (____) _____

BME 1082

AM Stereo: Signing on

A funny thing happened to AM stereo on the way to the marketplace. While radio broadcasters were getting over their initial consternation about the FCC's decision to throw the selection of a single system into the "marketplace," it appeared that the receiver makers would make the choice. Now, with the first stations going on the air using type-approved Kahn and Harris systems, it looks like the ball is back in the broadcasters' court. It appears that the radio receiver makers are taking a wait-and-see stance until the broadcasters settle on a system or systems.

The situation is still not settled by a long shot, but we certainly approve of the AM broadcasters taking the lead rather than the receiver makers, a point *BM/E* made editorially some months ago. Let's not forget that the auto companies are also a factor. Sometime in the next couple of months the Delco division of General Motors is expected to make public the results of its field and bench tests of the AM stereo systems—minus Kahn, who chose not to participate. Ford has also conducted tests, though not as elaborate as Delco's. Some thirty years ago a secretary of defense became famous for saying that what's good for General Motors is good for the country. But that is not the case for AM stereo. Because the situation has changed since April when the auto companies announced their plans to test the competing systems, it is now necessary for the car manufacturers to include in their decision-making process how the broadcasters are leaning.

Right now that is not an easy task. The *BM/E* straw poll which essentially dates back to May does provide some guidance though (see page 109). The results indicate a preference for the Harris system over the Kahn system with Magnavox (the FCC's original choice before the marketplace cop-out) and Motorola well back of the front runners.

Assuming that the station managers and chief engineers who took the time to submit Reader Service Cards are those with the strongest feelings on the subject, it is not surprising to find—between the lines—rather strong loyalties to the systems of choice. Both Kahn and Harris supporters who said they have ordered or are about to order AM stereo equipment indicated solid commitments. Given this brand loyalty, we wonder how easy it would be to turn these stations around to another system—no matter what receivers the auto companies finally pick.

So the race is on to line up the most radio stations and thereby influence the receiver makers to design around the system with the largest audiences. If the FCC had selected one system—the bite-the-bullet route—broadcasters would not be plagued with such uncertainty.

But we see no point in lamenting the nondecision. Broadcasters have the obligation to choose or even not to choose. This is a crucial time; a time that will decide AM stereo's future. Will it be an important new service? Or will AM stereo disappear in a cloud of confusion like quadraphonic sound before it?

A DIGITAL EFFECTS SYSTEM SO ADVANCED, EVEN WE DON'T KNOW ALL IT CAN DO.

Maybe we'd better explain.

We do know the limits of our new E-FLEX DVE® system.

It's just that those limits are so theoretical, they have almost no impact on what E-FLEX can do in the studio.

And what it can do in the studio is virtually limitless.

To start with, E-FLEX has some of the most sophisticated effects ever offered in a digital video system. Like a new, two-channel reciprocal function. Our mosaic and posterization effects. Multi-move, so you can put up to 16 copies of a moving image on the same screen. And a trajectory function that lets you control the movement of an image along a curved path.

But E-FLEX is so advanced, you can also combine our "basic" effects in new,

unheard-of ways. And this is where the theoretical limits come in. There are so many possible combinations, no one will ever know what they all look like.

That makes E-FLEX the most potent creative video tool ever. Every time you turn it on, you can create an effect no one has ever dreamed of. And when you've got what you want, you can store it permanently on a bubble memory cartridge that never wears out.

Yet while E-FLEX's capabilities may approach infinity, the price doesn't. It'll fit comfortably into your studio budget.

And that's all the more reason to call for a demonstration tape today. Because once you've seen a little of what E-FLEX can do, nothing will stop you from discovering the rest on your own.

NEC

IMAGINE WHAT WE'LL DO NEXT

NEC America, Inc. Broadcast Equipment Division, 130 Martin Lane, Elk Grove Village, IL 60007. Call toll-free 1-800-323-6656. In Illinois, 312-640-3792.



Circle 105 on Reader Service Card

THE NEW STANDARD

COVERS AM BAND PLUS HARMONICS TO 5 MHz



The Model FIM-41 Field Strength Meter has many more features —

- Measures Harmonics to -80 dB
- High Adjacent Channel Rejection
- Ganged Oscillator/Receiver Tuning
- Stable Operation over wide Temperature Range
- Low Battery Drain Circuits
- Front Panel Speaker
- Large illuminated Meter and Tuning Dial
- Indicates field strength accurately down to 10 μ volts/M
- RF input jack for tuned voltmeter applications

CONTACT US NOW FOR COMPLETE DETAILS ON OUR LINE OF FIELD STRENGTH METERS

POTOMAC INSTRUMENTS

932 PHILADELPHIA AVE.
SILVER SPRING, MARYLAND 20910 (301) 589-2662

Circle 107 on Reader Service Card

LETTERS

neer has to constantly ride gain, control feedback, follow the performers with mics or control the RF system, add any special effects and reverb, and control everything with just two hands.

State-of-the-art audio equipment may exist; but it's designed for those who sit in concrete-lined recording studios. Equipment that works in that environment, however, is just not practical for field recording.

What we who do field recording need is as follows: (1) A mic with switchable pattern sensitivity (fortunately already in existence); (2) a good noise reduction mic with two elements wired out-of-phase but which still looks attractive; (3) a portable ATR with at least six to eight channels of built-in mixing, lots of headroom, and high tape speed with large reel sizes; (4) a mobile EQ/amp/reverb unit and lightweight speakers and stands for providing a "house mix" for the PA system; and (5) a vehicle and transportation system that can be used to move all this easily.

The state-of-the-art for radio field production is still circa 1969. No one in the industry has yet addressed the real needs of the on-location audio engineer/producer.

Gary Kaufhold
Dayton, OH

Cable origination

To the Editor:

In reading your July 1982 story "Cable TV Becomes a Broadcast Service" it appeared that other areas of the country are as dedicated to quality as we in Dallas/Ft. Worth.

Sammons of Ft. Worth is currently producing some of the finest local sports programming outside WFAA-TV. The slant is local people making it good in a variety of sports settings and events. For example, Sammons recently covered the regional rollerskating championships that lead to the Olympics finals. It has also covered such events as motorcycle racing, hockey, and the Colonial Golf Tournament.

For all of this coverage, Sammons hired professionals instead of interns or college rookies. As a result, more and more people will be watching cable and turning to it for more in-depth local coverage.

Patricia Martin,
Coordinator,
Instructional TV,
Bishop Sheen
Center, Dallas, TX

Get the most from your AM signal...



The MAP II Multiband Audio Processor gives you optimum modulation of your AM/AM-Stereo program. Yet it costs much less than similar systems.

Discriminate Compression
Only MAP II offers you independent compression and equalization for each of eight bands. Input level is held constant by a slow, gain-riding A.G.C.

Inaudible Phase Optimization
Program phase is silently "rotated" for maximum positive modulation.

Absolute Peak Control

A unique integrated peak controller combines a hard clipper with a low-distortion peak limiter.

Convenient Operation

Features include selectable low- and high-pass filters, "proof" mode, and built-in pink-noise generator.

Call or write today for more information.

Inovonics Inc.

503-B Vandell Way
Campbell, CA 95008

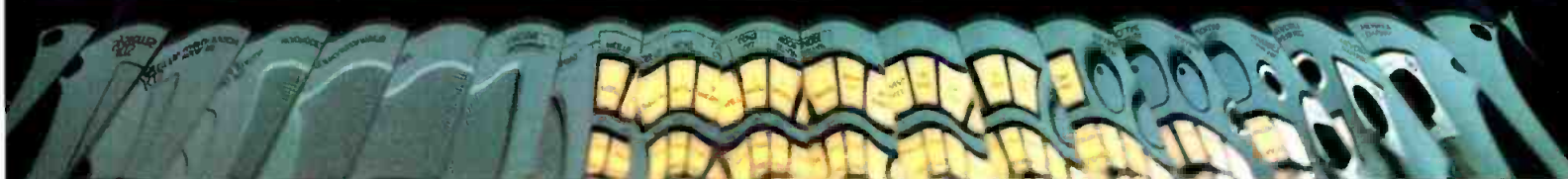

Telephone
(408) 374-8300



Circle 108 on Reader Service Card

Address letters to: The Editor, BM/E,
295 Madison Ave., New York, NY
10017. Names withheld by request.

THE RESULT OF SEVEN YEARS OF INNOVATION AND EXPERIENCE



The RTS Systems' Model 802 Master Station

For almost a decade, RTS Systems has been quietly and effectively advancing the quality and scope of professional intercommunications. Innovating. Refining. Perfecting. Our research, experience and continuing success have resulted in a remarkably sophisticated and powerful communication control center... the new RTS Model 802 Master Station.

The 802 is a unique, *microprocessor-assisted* communications network providing 22 independent signal paths operating in up to six separate modes. It offers an impressive array of features including intercom, squawk, IFB/SA, station-iso and signaling. An intelligent combination

of hardware and software programmability allows the user to conveniently structure an individualized operating format. The Model 802 does not require space-consuming central electronics, yet it features a sensible front panel layout, unique momentary/latching action buttons, individual channel listen level controls, and stereo headset source assignment.

The RTS Model 802 can mark the beginning of effective, efficient, smooth intercommunications.

For more information, please call Bob Tourkow, Sales Manager. The Model 802 Master Station... imagine the possibilities.



**RTS
Systems**
INC.

OUR NEW 1/2" TAPE GIVES YOU COLOR

For professional tape users, it used to be that stepping down to half-inch video tape also meant stepping down in color quality.

But that was before Scotch® half-inch videocassettes with Color Plus oxide.

Now you can give your productions bright, brilliant color that no other half-inch tape can beat. Not even competitive high grade tapes.

3M's Color Plus oxide sets a standard for the industry for color signal-to-noise and broad-band signal-to-noise.

The result is better picture quality, more brilliant color and more realism. We've got the test results to prove it.

But the advantages of our half-inch tape go beyond color. You'll also get professional recording features like fewer dropouts, low headwear and extended

stop motion capability. The same characteristics that have made our 2", 1" and 3/4" tapes the leaders in the professional market.

New packaging plus a convenient labeling and hanger/storage system make our half-inch tape professional right down to the last detail.

But to get the true picture of our improved half-inch videocassettes you just have to try them. They're available in both Beta and VHS

formats from your authorized dealer of Scotch Video Tape.

Or ask your 3M Sales Representative for more information and test results on Color Plus half-inch tape. You'll get a free Color Plus painters hat as a bonus.

Magnetic A/V Products Division/3M



®Scotch™ is a registered trademark of 3M. © 3M Company, 1982.

AS VIVID AS YOUR IMAGINATION.



**SCOTCH HALF-INCH VIDEOCASSETTES.
NOW WITH COLOR PLUS.**

3M hears you . . .

3M

WNEV Chooses Half-Inch for Daily Magazine Show

Making what may be the country's first large-scale commitment to broadcast-quality half-inch video, Boston's WNEV-TV has purchased over \$1.5 million of equipment for a local two-hour program scheduled to debut next month.

Entitled *Look* (exclusive video rights to the name were purchased from the New Sound Organization), the show will stay in the Matsushita/RCA-developed format "from shooting through editing to airing," according to WNEV director of engineering Karl Renwanz. Of the 43 half-inch recorders the station has purchased, 31 are Panasonic AU-300 studio models and 12 are Ikegami HM-100s; 14 Ikegami HL-83 cameras that attach to the field recorders to form single-piece recorder/cameras round out the package.

In going ahead with half-inch on

such a scale, the station encountered several stumbling blocks—first being the choice of format. "We chose the modified VHS because most manufacturers had endorsed it," Renwanz explains, adding that the competing Sony Betacam format is not technically inferior although it has been slower in gaining acceptance. (Sony recently announced that Thomson-CSF has adopted its Betacam format.)

Another problem was the lack of edit interfaces for the half-inch recorders. CMX, Convergence, and Datatron all showed great interest in supplying interfaces, Renwanz says, and the station finally decided to go with Convergence, purchasing six ECS-103B editors and one ECS-103A. The editors will be installed in the seven edit suites WNEV is building in a facility it has leased next door to its headquarters. Six of the suites will have three VCRs (these will be capable of A/B dissolves and equipped with frame synchronizers

for still frames); the seventh will be a two-VCR, cuts-only room for simpler segments.

Another special piece of equipment needed for the edit suites was a time base corrector with YIQ output. The station found the Fortel YIQ-34 TBC to be most closely fitted to its needs; the model has a 32-line memory, which Renwanz says is necessary to correct the large time base errors possible in the format, and Fortel supplied the station's 14 units with time base corrected YIQ outputs.

"The TBCs allow us to do dissolves and effects in the half-inch mode," Renwanz says, "and by staying out of NTSC we don't gain noise." Half-inch has tremendous advantages over 3/4-inch in its noise performance, Renwanz states. He adds, "Subjectively, most people can't tell the difference between half-inch and one-inch."

Response to the station's call for bids was "incredible," Renwanz says, with

Radio with Vision

Proclaiming itself the first radio station in the country to set up a video studio within its facilities for televising local news, WELI-AM, New Haven, CT, recently inaugurated its RadioVision News Service. Once an hour, while the rest of the country is watching Cable News Network's "Two-Minute Newscast," the Broad Street Communications station airs a two-minute local news-and-commercial package to the 46,500 subscribers of the local Storer-owned cable system.

Though several newspaper groups and local TV stations around the country offer similar services, no radio station has yet attempted it. Broad Street considered the situation perfect for WELI, however, because the station normally airs an Adult Contemporary format with regular, locally prepared newscasts. The televised version is simply an expansion of the local radio news, with the same on-air talent handling both functions.

The financial package—in which CNN released its two-minute avail to Storer, which in turn made it available to WELI—has triggered speculation that CNN, Storer, and Broad Street might be looking at a much larger, nationwide hook up. The event was important enough to bring Ted Turner himself to New Haven.

For the moment, Broad Street plans to package the time slots to a group of some 15 local advertisers, each of whom will pay \$30–\$50 per 30-second spot. The format is a 45-second newscast, 60 seconds of commercials, and a 15-second close.



Newscaster Karen Carson awaits RadioVision sign-on with (left to right) CNN's Ted Turner; Al Primo, president of Primo Newservice; and Richard L. Geismar and Fred E. Walker, chairman and president, respectively, of Broad Street Communications.

In addition to the revenue from the spots, the newscasts provide wide exposure for WELI, which is clearly identified as the originator of the material. Storer benefits from the inclusion of local material within its nationally created CNN format. And Turner is presumably proving that national cable services and local news services are not incompatible.

The studio setup was designed by Albert Primo, with an equipment package supplied by Lines Video. Engineering was provided by WELI chief engineer Fred Santore and Broad Street VP of engineering Herb Korte, with some consultation from Storer. The television studio installa-

tion coincides with a completely done-over radio facility.

A JVC KY-1900U camera, which will be permanently installed on a remotely controlled pan/tilt head, is controlled by the on-air talent once the signal tone on the CNN network switches Storer's head-end over for the local feed. The talent not only controls the camera positioning but, in true radio style, mixes audio on the station's new Auditronics 200 Series board, cuts back and forth between tape and live using a Crosspoint Latch production switcher, and operates the Sony BVU-800 VCR for originating the commercials.

**HAVE IT
YOUR WAY
WITH
HAWKEYE**

NEWS

several of the competing companies sending prototypes of brand-new equipment. Most of the gear was finally supplied by Landy Associates of Cherry Hill, NJ.

USTV DBS Service Aimed for 1983 ANIK-C Launch

U.S. television viewers could be receiving direct broadcasting satellite signals by next year if all proceeds as planned with United Satellite Television's proposed DBS service. USTV, a

joint venture of General Instrument Corp., Allstar Satellite Network, Inc., and Pop Satellite, Inc., will broadcast on 10 transponders of the Canadian ANIK-C2 satellite due for launch next April.

The transponders will be made available to USTV through GTE Satellite Corp. (GSAT), which received FCC approval to lease them just days before USTV made its announcement. GSAT's own GSTAR satellite system, scheduled for mid-1984 launch, will host USTV when it becomes operation-

al, with six transponders dedicated to the service. ANIK and GSTAR are both medium-power Ku-band satellites (11.7-12.2 GHz).

Predicting 3.75 million subscribers by the end of 1987, USTV says it will concentrate on rural areas not served by cable. The four-channel service will cost subscribers about \$30 a month, plus installation of receiving equipment and purchase price or monthly leasing fee. Dishes for the Ku-band transmissions are smaller than those needed for C-band broadcasts, but larger than the extra-small dishes planned for the high-powered DBS satellites yet to be built by a number of applicants.

Additional news in the DBS area has been Oak Satellite Corp.'s filing, similar to USTV's in that it plans to initiate its service on ANIK-C. The original two channels will grow to 12 when the entire four-satellite system is in place—but that isn't scheduled to happen until 1994. Oak plans to launch its first satellite in 1986, at which time the service will increase to six channels.

Meanwhile, the FCC has been proceeding apace with its DBS work and was expected to issue construction permits for DBS systems in September. NAB, which had already appealed FCC's authorization of DBS with the U.S. Court of Appeals (see *BM/E*, August, 1982, p. 12), asked the Commission to hold off on granting CPs "until the policies supporting and guiding those grants have been fully affirmed or refashioned."

Congress Slices FCC to Five Seats


The FCC will shrink from seven to five members next June 30 under a provision of the Omnibus Budget Reconciliation Act of 1982, passed by both houses of Congress late in the summer. President Reagan had not signed the bill at press time, but was expected to do so.

Some observers believed the move to be motivated by more than cost-cutting, the official reason. Congress has resisted White House attempts to install Stephen A. Sharp, FCC general counsel, on the Commission in the seat now held by Abbott Washburn. Although the candidate favored by the Senate Commerce Committee (Marvin Weatherly of the Alaska Public Utilities Commission) had been withdrawn, the committee was still reported to view Sharp with disfavor.

Under the terms of the provision, Joseph Fogarty's seat will be eliminated when his term expires June 30. At that time, the seat held by Washburn will also be dropped. Washburn has re-

SMPT TIME CODE EQUIPMENT:

Only Datatron Gives You ITP™



ITP INTELLIGENT TIME PROCESSOR

THE INTELLIGENT CHOICE

ITP is the "wonder box" that meets virtually any time code requirement you may have.

For only \$5,000, our Model 5300 generates drop/non-drop SMPTE time code, or user bits, or both; reads time code and user bits; provides time code and user bits dubbing; and gives you jam sync. And because our ITP is RS-170A, the time code is color frame correct.

TWO BRILLIANT OPTIONS

For a mere \$500 more, you can add either vertical interval time code capability (Model 5301), or a character inserter that puts the time code on the screen (Model 5302).

If you must have both options (a wise decision), Datatron offers

the Model 5303. A single, magnificent machine that does it all for \$5,995. That's substantially less than you would pay the competition.

A VERSATILE LINE

In addition to our programmable ITP, Datatron has a full line of standard time code peripherals. Every model is elegantly designed, highly reliable, cost-effective, and space efficient.

Why not expand your time code horizons. Send today for our informative ITP and peripherals catalog. Datatron, Inc., Video Systems Division, 2942 Dow Avenue, Tustin, California 92680. (714) 544-9970. TWX 910-595-1589.

datatron, inc.

FREEDOM AT YOUR FINGERTIPS

Circle 112 on Reader Service Card

AS A CAMERA...



HAWKEYE'S HC-1 DOES IT YOUR WAY

- in the field...or in your studio.
- with your recorders... $\frac{3}{4}$ " or 1".
- in triax, multicore and genlock operations.
- but, most importantly, the HC-1 becomes...
(turn page)

RCA

mained in his post, which expired last June 30, pending the confirmation of Sharp.

Cuban Backlash Precedes Radio Marti Inauguration

With the fate of Radio Marti still locked in Congressional debate, retaliatory broadcasts by the Cuban government caused serious interference to U.S. radio stations late in the summer.

The English-language news and music broadcasts from Cuba were aired on

several AM frequencies, including 1040 kHz, the dial position of WHO, Des Moines (and the suggested frequency for Radio Marti), and 1160 kHz, used by clear channel KSL, Salt Lake City. Both WHO and KSL reported interference problems. The Cuban programs were also heard on 570 kHz, 670 kHz, and 1380 kHz.

NAB's Vincent Wasilewski, nearing the end of his tenure as NAB president, called the Cuban action "an affront to the United States listening public as well as to American broadcasters."

Describing Cuba as "a renegade nation," Wasilewski said the problem was a political one best solved by diplomatic means.

Cuba's move is the latest act in the Radio Marti drama, which has been enjoying a long run on Capitol Hill. The House handily passed a resolution calling for the broadcasts to Cuba last summer, and the Senate Foreign Relations Committee passed the measure early last month, just in time for the October Congressional recess.

Broadcasters have opposed Radio Marti all along on the grounds, now backed by evidence, that Cuban retaliation would harm U.S. stations. Both NAB and NRBA have been vocal in the fight, and NAB recently named an All-Industry Cuban Interference Task Force to keep the issue before legislators, the administration, the FCC, the State Department, and the public. Cullie M. Tarleton of Jefferson Pilot Broadcasting Co. is committee chairperson; Robert G. Engelhardt of Palmer Communications, licensee of WHO, is also a member.

Beleaguered RKO Seeks Jersey Move for WOR-TV


RKO General, hit hard by a court decision opening its remaining broadcast licenses to challenge, is taking advantage of a legislative amendment to insure its hold on WOR-TV, its New York City outlet.

The amendment, sponsored by New Jersey senator Bill Bradley (D) and passed as part of the recent tax bill, orders automatic license renewal for any VHF station that moves to a state that currently has no VHF outlet. New Jersey and Delaware are the only two states that receive VHF signals only from across their borders.

The amendment came just after the U.S. Court of Appeals for the District of Columbia Circuit had invalidated an FCC plan not to accept challenges to RKO's one remaining TV and 12 radio licenses until it had resolved the effect of its 1980 disqualification of RKO as licensee of WNAC-TV, Boston (now WNEV). At that time, the FCC also denied the renewals of WOR-TV and KHJ-TV, Los Angeles. The WNAC decision was confirmed on appeal.

In its decision, the court ruled that closing out prospective applicants for the RKO stations "is no longer reasonable," pointing out that almost all of the licenses in question have already expired. The appeal had been brought by three potential applicants for RKO licenses, New South Media Corp., Future Broadcasting, Inc., and Gold Coast Broadcasting, Inc.

Is your AM facility ready for stereo?



This equipment will help answer that question.




RG-3

The Receiver/Generator combines a two-watt RF output and a correlation detector circuit that virtually eliminates interference problems. The RG-3 can be used in conjunction with any conventional impedance bridge for bandwidth measurement.



OIB-3

The Operating Impedance Bridge measures the impedance of networks, radiators, and the like while they operate under signal generator power or full transmitter power. VSWR as well as complex impedances of up to $1,000 \pm j900$ ohms can be measured.



TCA

The TCA Ammeter Systems provide accurate, modulation-free, temperature stable antenna current measurements without interrupting the RF circuit. The FCC requirements of 2% accuracy is guaranteed over the entire range of broadcast frequencies.

DELTA ELECTRONICS

5730 GENERAL WASHINGTON DRIVE
P.O. BOX 11268 • ALEXANDRIA, VIRGINIA 22312
TELEPHONE: 703-354-3350 TWX: 710-832-0273

Celebrating 20 years as the leader in RF Instrumentation.



Circle 114 on Reader Service Card

A RECORDING CAMERA WHEN YOU CHOOSE



HAWKEYE YOUR WAY

Think about it.

A tough, lightweight camera that delivers the performance and features you demand. That works with your present cameras and recorders. That adapts to your triax, multicore and genlock applications with a simple change of adaptors. Plus, offers you all the advantages of the HCR-1 recording camera system... mobility, reliability and the superior video quality of the ChromaTrak recording format. Advantages you choose when you want.

Doesn't such versatility deserve further investigation?

**CALL YOUR RCA
REPRESENTATIVE**
OR WRITE RCA, BLDG. 2-2, CAMDEN, N.J. 08102

RCA

Circle 115 on Reader Service Card

www.americanradiohistory.com

NEWS BRIEFS

William S. Paley is expected to step down as chairman of CBS, Inc. by the end of this year, or at the CBS annual spring meeting, and is planning to become a general partner of Whitney Communications.

Mutual Broadcasting has become the first American satellite user to operate a calibrated downlink system in support of radio network satellite broadcasting. Mutual also now has 10 SCPC (19 dBw) satellite channels on Westar IV available for broadcast and nonbroadcast use.

Harris announced the FCC approval of the company's on-the-air use of its AM stereo system . . . Motorola has filed an application with the FCC for type acceptance of its AM stereo broadcasting exciter.

Nielsen Cable Universe Estimates has put cable penetration for the country at about 34 percent, a two percent increase from May and a 25 percent increase from July 1981 . . . **C-SPAN**, Communications Satellite Public Affairs Network, has now wired Washington, DC and Capitol Hill with its

cable news station, providing 16-hour-a-day House coverage.

WCBS-TV, New York, to bolster its capabilities for producing news specials for the upcoming sweeps period, has signed a 15-month lease with **The Camera Mart**, which will supply a complete editing suite consisting of Sony VCRs and editor, **Datametrics** time code systems, and **Shure** audio mixers. Though profitable, the station has faced severe capital expenditure cutbacks precluding the purchase of the necessary equipment.


USC has announced the completion of the first mid-summer Institute in Broadcast Management for ethnic and racial minorities employed in radio and TV . . . The **Central Canada Broadcasters' Association** in cooperation with the CAB will present "Perspectives '83," billed as the largest gathering of broadcast professionals ever held in Canada, November 14-16.

The **NAB** will hold its remaining Radio Management Training Seminars in Atlanta (October 13-15) and Oklahoma City (November 8-10) . . . According to the NAB the average radio station in 1981 had gross time sales of \$465,000 and net revenues of \$457,000, up 19.9 percent and 21.5 percent respectively . . . NAB has told the FCC that sharing of the 947-952 MHz band with government fixed services is not feasible and would have a detrimental impact on ABSTLs and ICRs . . . the **RTNDA** and the **NAB** have offered support for the American Bar Association's decision to repeal the 45-year-old law preventing radio, television, and still photographic coverage in the nation's courtrooms.

The **NRBA** set a new record in July when 70 members were added to the **NRBA** membership rolls . . . the **IRTS** has presented President Reagan with a special gold medal at the Oval Office, recognizing Reagan as "America's most accomplished communicator."

The **Independent Television News Association** has developed its first satellite news service, "Pacific Exchange," beginning in September . . . the **Associated Press** has adopted the **RTNDA** guidelines for wire service news transmission . . . **CBS** radio network signed **WGST**, Atlanta as a new affiliate . . . **RKO** radio network will acquire and install its own audio digital distribution system with **RCA** and **Scientific-Atlanta** . . . the **National Institute for Low Power Television**, after being formed in February 1982, and naming its advisory board in April, held its **LPTV East Conference** October 1-3 at the **Shoreham Hotel** in Washington.

Behind every great camera is a great battery



JVC's New KY-2700PS Camera

The JVC new KY-2700PS combines technology and economy in a 3 tube saticon camera that stands alone in the marketplace. With an impressive list of performance features including high sensitivity and resolution, lightweight (17 lbs. w/lens and viewfinder) handling, needle-sharp picture quality, a remote control unit for adaptation to any field or studio situation, plus a very economical price, it's easy to see why people in the know are calling JVC's KY-2700PS a great camera and a great value.

So it made sense that when JVC went looking for a battery good enough for its portable camera, they came to Anton/Bauer.

A great camera, like the JVC KY-2700PS, deserves a great battery. The battery JVC selected as standard equipment on their



portable camera is an Anton/Bauer Snap-On™, the same battery selected by every major camera manufacturer.

The engineers who designed the JVC KY-2700PS demanded the best power source available. Keep a great battery behind your great camera. Ask for Anton/Bauer.

Anton/Bauer: The Source of Power



ANTON/BAUER, INC. One Controls Drive, Shelton, CT 06484 (203) 929-1100

Circle 116 on Reader Service Card

SYNCHRONIZED STABILITY

The MICROTIME 2525 Video Signal Synchronizer



Process any video source with this cool-running synchronizer that stays on the job longer. The 2525 synchronizes the broadest range of input signals and provides optimum time base correction of signals from any VTR source. The latest in digital video processing technology at a surprisingly affordable price.

- Synchronizes any video source
- Passes VITS, VIRS and Teletex with vertical blanking adjustable to line 10
- Superior "hot switch" performance
- Direct or heterodyne TBC
- Field 1, Field 2 or full frame freeze
- Auto Freeze or black on last valid frame of video
- Independent, continuously variable H-phase correction
- RS-170A sync generator

Plus the 2525 SP, an optional processing amplifier with multiple inputs, allows presetting of video parameters for each input. The addition of this "Smart Proc" extends the capability of the basic 2525 to form the highly versatile 2525 SP System.

For full information, contact: MICROTIME, 1280 Blue Hills Avenue, Bloomfield, CT 06002. Tel. (203) 242-4242. TWX 710-425-1165.

 MICROTIME

SEE US AT SMPTE BOOTH NO. 223-224

Circle 117 on Reader Service Card

BUSINESS BRIEFS

Microwave Filter, which in the past has specialized in filters for cable and TVRO satellite stations, has now added custom manufacturing of filters for broadcast TV.

RCA has set up four TK-76s in the Washington Zoo to record the birth of the first panda to be born in captivity in the U.S. The entire closed circuit television system set up by RCA was designed to be compatible with broadcast standards for later use on TV networks.

WPVI in Philadelphia has ordered a Harris IRIS II digital still store system

valued at \$330,640. The system will be used to support the station's newly formed electronic graphics group. . . . CBS TV has ordered a large number of **Schneider** 14X zoom lenses for use with the **Ikegami** HL-79A and **Sony** BVP-330 cameras in the station's news bureaus and production departments.

Anixter Mark now has a contract with the state of Alaska for 50 earth station antennas for one-way network television processed through the state's satellite relay center in Anchorage.

EECO has signed **A.F. Associates**

to an OEM purchasing agreement whereby A.F. Associates will incorporate EECO video equipment into its systems. . . . **Lerro Electrical Corp.** has been signed by EECO to distribute its computer controls for video production in Pennsylvania, New Jersey, and Delaware. **Custom Video Systems** will be responsible for distributing EECO equipment in Oregon, Washington, and Alaska. . . . **EDCOR** has appointed Moulthrop Sales to be its representative in northern California and northern Nevada.

JSL Video in New York has recently purchased a **Bosch** KCP-60 studio camera while adding new capabilities to its post-production facilities. . . . The independent "Breakfast Television" franchise has selected **Basys** to provide computer systems for its news and current affairs programming.

Dolby Labs and **Electro Sound** announced that **Electro Sound** has become the first manufacturer of high-speed cassette duplicating equipment licensed to incorporate Dolby HX professional headroom extension in its products.

Valtec has promoted W.R. Bruce to the position of national sales manager from regional sales of optical fiber and cables. . . . **Comprehensive Video** has announced the appointment of Gus Livanis to VP operations. **Tele-Measurements** has appointed Douglas Cook and Carl Ceragno as VPs of the Clifton, NJ-based firm. . . . William Chambers has joined **Altec Lansing** as VP marketing and planning.

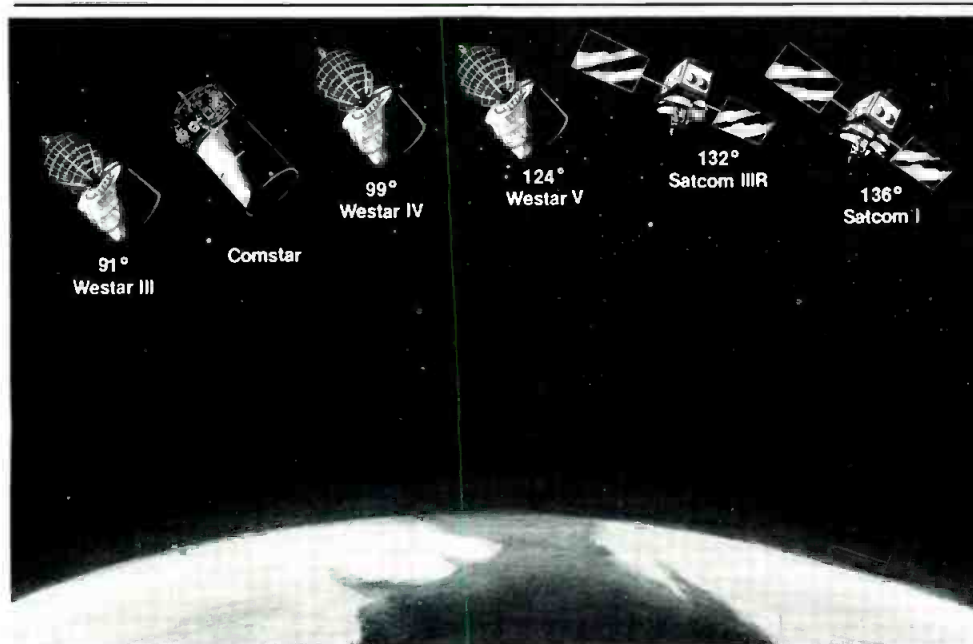
Toby Arnold & Assoc. now has available a new audio production library for television called "The Production Bank". . . . **KNXT** has used **MBB's** twin-engine safety helicopter for ENG coverage for the first time.

Electronic Field Productions has moved, after its first year of operation, into larger facilities at 11 College Drive, Suite K, Arlington Heights, IL.


Image Transform has expanded its services to include 35 and 16 mm negative processing and 35, 16 and super-8 mm release prints. . . . **Angenieux** has expanded its worldwide sales and marketing team and Joseph Martinez will assume responsibility for all marketing and technical liaison in the U.S.

Station Business Systems, a division of Control Data Corp., has opened three new regional offices to serve the expanding markets in the west and southwest. New offices are in San Francisco and Irvine, CA, and in Dallas

. . . . **Riviera Capital Corp.**, a financial service for the broadcast industry, has opened its new main office at 220 Avenue I, Redondo Beach, CA.



Affordable SATS For All Radio Networks



STEREO SAT The S-SAT receiver is designed for reception of Single Channel Per Carrier stereo services transmitted by Global, MBS, NPR, RKO, Transtar, or Wold.



DATA SAT The D-SAT receiver allows highly reliable, low cost reception of data services over satellite links transmitted by wire, stock, or commodity report services.



ECONOMY SAT The E-SAT receiver is designed for high quality, low cost reception of monaural broadcast services transmitted by ABC Talkradio, MCN, NBC, UPI, or Wall Street Report.



AUDIO DIPLEXER SAT The A-SAT provides a broadcast quality system for the reception of radio network material diplexed above the video on a TV satellite link transmitted by Bonneville, CNN, Family, Moody, NBC Source, MCN, SMN, SRN, Seeburg, Sheridan, or WFMT.

Evidence of affiliation required.

Call or write for our brochure listing all satellite radio networks.


MODULATION associates inc.

897 Independence Ave., Mountain View, CA 94043 (415) 962-8000

Circle 118 on Reader Service Card



4th generation conventional TBC



4th generation Y-688 Total Error Corrector

NO COMPARISON

Comparing video from a conventional TBC to video from a Y-688³² Total Error Corrector is like comparing apples to oranges. A time base corrector, as the name implies, corrects timing errors. The Y-688³² Total Error Corrector corrects timing errors and virtually all VTR induced errors.

The major cause of video quality loss in 3/4 VTR's is inherent in the color under process. This process separates the input color video signal into its luma and chroma components, converts the chroma frequency for recording and playback and recombines the luma and chroma for color video output. The worst part is that this quality loss is cumulative, in that it is compounded with each pass through a VTR or conventional TBC.

Total Error Correction

The Y-688³² TEC is designed specifically to overcome multiple

generation quality loss from color under VTR's. The Y-688³² TEC utilizes "dub" (Y-688) input and output as well as encoded video. The "dub" mode allows processing of component (Y-688) video bypassing the separation, frequency conversion and recombination cycle. "Dub" signals processed through the Y-688³² TEC are better than encoded video signals because they contain more information and are less degraded.

The Y-688³² TEC also utilizes advanced signal processing techniques, some manufactured under exclusive license from Faroudja Laboratories. These techniques reduce chroma noise by up to 20dB, correct luma/chroma timing automatically, reduce luma noise by up to 10dB, improve chroma rise times, reduce second order ringing and eliminate luma/chroma crosstalk. Some processing is used during each pass through the Y-688, while

the balance of the processing is used for the last copy or for broadcast to correct any minor degradations which have occurred.

A Difference You Can See

The improved quality of Y-688³² TEC video can be seen in first generation playback. It becomes more obvious in successive generations. It is particularly noticeable in third and fourth generations because conventional TBC video has gotten worse with each pass, while fourth generation Y-688³² TEC video approximates original quality.

The Y-688³² TEC is simply the most powerful tool available for extending multi-generation quality from color under VTR's.

For more information on the Y-688³² TEC or an on-site demonstration, circle the reader's card. For immediate response write or call Fortel today.

Fortel Incorporated
6649 Peachtree Industrial Boulevard
Norcross, Georgia 30092-9990
Telephone (404) 447-4422
Telex 804822


Circle 119 on Reader Service Card



www.americanradiohistory.com

Y-688³²
Total Error Corrector

IF YOU CAN'T GET BIGGER CAMERAMEN, GET SMALLER CAMERAS.



If your cameramen don't mind packing 30 pounds on their shoulder, you can stop reading right now.

But if they're like most cameramen, mere mortals, they'd much prefer taking on the likes of El Salvador, Beirut or even downtown Topeka shouldering one-third the weight.

Which is precisely why Sony engineered the BVP-110.

Weighing in at just 9½ pounds and measuring only 14" x 3½" x 5", the BVP-110 is the industry's smallest, lightest, most compact full-fledged video camera. (In fact, it's so small,


one network actually strapped it to a sky diver's helmet, while another fastened it to a snow skier traveling at 70 mph, with the results of both being super video.)

The Sony BVP-110 offers distinct advantages beyond compactness. Because it's a one-tube, you're free of the single most difficult and aggravating problem associated with three-tubes: registration error.

You're also free of color drift and black balance errors.

And the Sony one-tube frees you of something else—

Sony is a registered trademark of the Sony Corp. ©1982 Sony Corp. of America, 9 W. 57th St., New York, N.Y. 10019.



toting around loads of extra batteries. This rugged, dependable camera has the lowest power consumption of any broadcast-quality camera in the industry. It'll operate for more than two hours on a single battery pack.

So if you're looking to stay out in front of the news, instead of behind it, and you can't get bigger cameramen, get the next best thing. The Sony BVP-110.

Sony makes a complete line of cameras as well as 1/2", 3/4" and 1" broadcast VTR's, editors, Digital Timebase Correc-

tors, and high-performance monitors.

For more information, call Sony Broadcast Company, in New York/New Jersey at (201) 368-5085; in Chicago at (312) 860-7800; in Los Angeles at (213) 537-4300; in Atlanta at (404) 451-7671; or in Dallas at (214) 659-3600.

SONY
Broadcast



ARE YOU GOING TO BROADCAST THE KIND OF AM STEREO THAT NO ONE LISTENS TO?

Motorola's AM Stereo system has one attribute you can't afford to overlook. It's designed to deliver superb quality sound to the most modestly priced receivers.

And after all is said and done, your ratings may be entirely dependent on how many people can listen to you on AM Stereo radios. AM Stereo is a lot more than a promotional opportunity — it's a chance to pull ahead of your competition, if you jump on the right bandwagon.

Motorola is really rolling on AM Stereo. FCC type acceptance is expected in October. Call Chris Payne at (202) 862-1549 or Dick Harasek at (312) 576-3591.



MOTOROLA

AM Stereo. A system designed to be heard.

Circle 120 on Reader Service Card

RADIO programming & production

Business Is Everyone's Business

LEARNING TO COPE in today's tough economy is something everybody is interested in. Producing a program that tells small businessmen how to survive, while providing a station with the opportunity to make money at the same time, is how Narwood Productions of New York City is making its impact felt.

Called *Minding Your Business*, the 90-second show is sponsored by Zenith Data Systems, and is produced in association with Inc. Magazine. Inc.'s feature stories are used to generate *Minding Your Business's* material, and the magazine's editor, Milton Stewart, is also the radio program's presenter.

This is the first venture into the radio business for both the sponsor and the publication and it has made for an enthusiastic approach to a type of program which, in the past, has often been presented in a dry, uninteresting, or sometimes condescending way.

The formula is evidently working. When the show first went on the air on June 1, 1982, it had 30 stations subscribing. Now the number has risen to 80, with more signing on every day, according to the show's founder and executive producer Ted LeVan. Over 100 stations are expected by the end of the year.

A major factor in the show's success, LeVan feels, is having the right combination of personnel. Says LeVan, "With Milton Stewart we have one of the most knowledgeable business minds in the country and, since it's his first time in radio, he approaches it with great enthusiasm.

"Zenith Data was so excited by the show that they entered into their first full one-year contract to underwrite a syndicated radio program."

Zenith's sponsorship is critical to the program's business formula, since it is only heard in those markets where Zenith wants exposure for its ads. LeVan

tries to recruit only those news/talk stations with top ratings in the top 150 markets.

Two shows are offered twice daily (morning and afternoon), 10 per week, with Zenith retaining the 60-second spot on the morning show and the station getting the minute in the afternoon. The show goes free to the station for this exchange, with the ads being tagged locally. Though there may be some geographic overlap, Narwood guarantees market exclusivity.

To help in transforming the articles into a useable radio script and to enhance the immediate production value of each taping session, LeVan hired radio consultant Jim Cameron. Cameron, formerly director of NBC's *The Source* syndicated radio show, and on-air personality at WLIR on Long Island and

WQIV in New York City, was paying a social call on someone at Narwood when he was asked to sit in on a demo for the show; he hasn't left since. As with editor Stewart and sponsor Zenith, Cameron offered the right mix to the chemistry of the show.

The recording sessions take place every two weeks, with 20 90-second shows being produced in about two hours. Most of the time the work is done in Narwood's studio in New York using a custom Teac console and Scully 280 B quarter-inch tape machines.

A problem developed in the taping schedule, however, because Stewart lives in Phoenix. Radio station KHEP, which takes one of Narwood's many syndicated programs, suggested the use of Robert Miller Productions, a recording studio right in Phoenix.



Executive producer Ted LeVan (standing) and radio consultant Jim Cameron (center) producing a "Minding Your Business" show.

RADIO PROGRAMMING

In the intercity hookups, Stewart reads his script while sitting in a booth at the Miller facility in Arizona, his voice recorded on tape. Through a set of headphones he can hear Cameron's comments on his presentation, carried by standard phone link from the Narwood studios in New York. In the Narwood studios, Cameron monitors by phone Stewart's presentation through an output on Miller's mixing board, offering whatever advice is necessary. Approximately 25 percent of the shows are taped in this manner.



LeVan, Cameron, and host Milton Stewart discussing show in production studio in New York.



SONEX FOR A CLEAN SOUND

After WLEE installed SONEX, people called about the "clean, new sound!" Was it new equipment?

No. The answer is simple and inexpensive:

SONEX kills all the stray reflections, so the mike processes a clean signal of the announcer's voice. The announcer hears himself in a warm environment, and there's less clutter to waste watts. The result is a noiseless, clear signal and greater market penetration.

Get the facts today. SONEX is available in five colors, in three thicknesses, and in standard four-ft. square panels. Use it in broadcasting, recording, videotaping or performing areas for really pure, clean sound.

Sonex is manufactured by Illbruck/USA.

**Alpha
Audio**

2049 West Broad Street
Richmond, Virginia 23220 (804) 358-3852
Acoustic Products for the Audio Industry

One of the more notable production features of *Minding Your Business* is the way financial tips and business features are extended into week-long series. One of these money-saving ideas, "Buck Stoppers," is often run on successive days, with a tease each day suggesting the content of the next program. The business news series are also scheduled horizontally, one after the other on subsequent days, rather than vertically on morning and afternoon shows. The intent, of course, is to keep the listeners coming back for more.

All of the post-production work is done in New York. The tape of the session is sent by Federal Express to Narwood where it is edited by one of the staff engineers, sometimes overseen by Cameron.

Like most small businesses, success certainly didn't come overnight for Narwood. LeVan started the company in 1957 doing the *Eddie Fisher Coke Time* show live, and continued with music specials, promotions for the U.S. government, and live shows in the 1960s with famous DJ Martin Block. Before his own company got underway, LeVan was an engineer at NBC working on some of the live Big Band broadcasts.


In fact, *Minding Your Business* is a major departure for Narwood which, till now, has specialized in music shows hosted by stars such as Glen Campbell with *Country Closeup*, and Skitch Henderson's Big Band show *The Music Makers*.

With today's economy showing few signs of improving, it might be possible to pick up few helpful hints from this radio experience. Comments Cameron, "In a time of depression, it's interesting that a business show is succeeding so well." But for Stewart, the marriage between small business and radio offered by the program is perfectly natural. "Radio itself, on the local level, is a small business," he concludes. And what better way to provide information to the nation's small businessmen anxious for all the help they can get?

Circle 121 on Reader Service Card

TIRED OF PATCHING FEEDS TO THE GM'S OFFICE?

(OR TO OTHER OFFICES, CLIENT VIEWING ROOMS, EDIT SUITES, ETC.?)



Give them one of these Utah Scientific Routing Switcher Controllers and let them do their own patching.

Utah Scientific's new CPD/PL control is a Party Line panel with a single coax control connection — no bulky cables to install. It is powered by a transistor radio battery providing many years life expectancy. It features a pull-out directory to aid the operator in source selection.

Since multiple CPD/PL's can all be connected to a single party line, many stations are installing coax drops throughout their plants giving them complete flexibility for present and future routing switcher control using these versatile panels.

SINGLE COAX CONNECTION — BATTERY POWERED — UNOBTRUSIVE

TRY THAT ON YOUR GRASCOMFERNSAM DYNATEK SWITCHER!

US UTAH SCIENTIFIC
THE ROUTING SWITCHER PEOPLE.

2276 So. 2700 W. • Salt Lake City, UT 84119 • Phone 801-973-6840

TWX #910-925-4037

Circle 122 on Reader Service Card

Studio Standards

Canon 18X Series, Canon 12X Series

Canon broadcast television lenses represent the state-of-the-art, providing an exceptional combination of advanced electronic technology, mechanical durability and optical superiority.

ABC Television has made Canon 12X and 18X Series broadcast lenses standard in practically all of their major studios and production facilities. One reason is outstanding performance: dynamic range, high



sensitivity and relative aperture, and superior edge-to-edge sharpness. Another is reliability, proven day in and day out on major ABC shows and local and network news.

Tune in any time to see why Canon lenses should be standard in your operation, too. Or call or write for detailed information and full specifications on Canon studio lenses. The standards against which all others should be judged.



Canon

Optics Division

Canon U.S.A., Inc., Head Office: One Canon Plaza, Lake Success, N.Y. 11042 (516) 488-6700
Dallas Office: 11311 Stemmons Freeway, Suite 1, Dallas, Texas 75229 (214) 620-2641 Chicago Office: 140 Industrial Drive, Elmhurst, Ill. 60126 (312) 833-3070
West Coast Office: 123 Paularino Avenue East, Costa Mesa, Ca. 92626 (714) 979-6000
Canon Canada, Inc., 3245 American Drive, Mississauga, Ontario L4V1B8, Canada

Circle 133 on Reader Service Card

© 1981 Canon U.S.A., Inc.

TELEVISION

programming & production

You *Can* Get There From Here—Live!

LIVE BROADCASTING has always been a part of television, and it will likely continue to be so—particularly as the public's appetite for sports continues to increase. Now, thanks to the development of transportable satellite earth stations, it's possible to go live even from areas which are not serviced by telco or fixed earth station links.

For KTTV, Los Angeles, a Metro-media station, the transportable earth station has not meant feeding local spots directly to a nationally networked group of stations, as is becoming commonplace with groups that set up ad hoc networks to cover special events or local/regional sports. Rather, KTTV uses the dish to get signals back to its own facilities.

For KTTV broadcasts approximately 50 games of the Dodger baseball schedule, many of them employing the services of a transportable earth station, supplied by Wold Communications, to help KTTV send the output from its remote truck to the satellite and back down to its own nine-meter Harris dish in the KTTV parking lot in Los Angeles.

According to Bob Heistand, KTTV producer for Dodger baseball, working with Wold is extremely simple: "All we do is hand them a coax and an audio cable. They diplex the audio, and that's it. Sometimes they can even park the equipment right next to us on location."

Prior to using the transportables, KTTV, like most other stations, used the facilities of the phone company. Even now it still leases extra AT&T lines for emergency audio backup in case of failure, but the lines have yet to be used. Indeed, one of the reasons the station management decided to go with the transportable satellite antenna is

that it is more reliable than the phone service in some areas of the country and is even cheaper when it is available.

The first time Heistand was involved with the system for the Dodger games was during the 1982 spring training. Wold's services were employed to arrange for satellite transponder time and to supply the actual antenna transmit/receive equipment. (Wold handles the booking and trafficking details in selecting the satellite and channel on which to put the service, then checks with KTTV to verify engineering parameters and make sure all systems are compatible).

Before the equipment can actually be set up at the site, a large amount of planning goes into the venture. First, a frequency clearance check is done with the services of Compucon which uses a computer to check which satellites are booked using what channels, and at what time they are booked. This avoids any overbooking problems or interference with microwave or other types of transmissions which may be taking place at the same time in the same area.

Once this process is complete, the

OK is given for Wold to go ahead and book the station for the desired time. KTTV books 15 extra minutes before air to allow time to run enough checks so there are no problems while on line. Wold will book at least a half hour in advance for its own equipment check.

Three separate checks on signal quality are performed by Heistand and the Wold engineers. First they check the signal coming out of the mobile unit to ensure clean feeds. The signal being transmitted is also monitored continuously. And then, because the same antenna used to transmit from the site can be used to receive the signal, a check can also be maintained on the signal coming back from the satellite. All this is monitored on location and at the Wold operations center in Los Angeles.

Two of the transportables used by Wold were obtained from Dalsat in Dallas which manufactures and modifies both permanent and transportable satellite systems for broadcast and data transmission.

For the antennas to be moved from place to place in a truck they have to be small, so nothing larger than a five-



Wold transportable antenna and truck, with diesel powered generator, prepares for transmission.

TELEVISION PROGRAMMING

meter dish can be used. According to Dwayne Gray of Dalsat, the company buys the Andrew 4.6-meter dish "because we feel it's the best quality in that size." Dalsat then levels the surface of the dish as much as possible and reinforces the new shape with a back-up structure. After this process, the antenna is measured at 180 different locations for precision and then cut vertically in half so it can be more easily folded up for transportation.

Different kinds of mounts can be used, but the two Wold units used by

KTTV are hydraulically mounted.

Dalsat also makes its own trailers for better performance in greater wind-load. The whole transportable system is ergonomically designed so that from the time of arrival at a location, one man can completely set up the antenna and be broadcasting in 30 minutes.

Like a production which can lease a mobile unit with camera and tape equipment ready for action, satellite services such as Wold have an arrangement with various local contractors that allow them to simply come in and set



Control area of the truck where transmit/receive functions are executed.

MINOLTA INDUSTRIAL METERS

Remarkable versatility combined with superb accuracy—Minolta meters conform to CIE Spectral Response Standard.

MINOLTA TV COLOR ANALYZER II

Used for on-line quality control in the manufacture of TV sets, and for monitor set-up in TV control rooms.

- Analyzer mode for white balance
- Chroma mode for setting white standard
- Matrix system eliminates cross-over interference
- Four white-memory channels; four CRT memory channels



MINOLTA CHROMA METER



MINOLTA ILLUMINANCE METER



MINOLTA LUMINANCE METER 1^o



MINOLTA HAND-HELD INDUSTRIAL METERS ARE:

- Lightweight and compact
- Battery powered for portability
- Rugged—ideal for field use



MINOLTA

For more information, write Minolta Corporation, Scientific/Industrial Meter Div., 101 Williams Drive, Ramsey, NJ 07446. Or call: (201) 825-4000.

©1982 Minolta Corp. Product appearance and/or specifications subject to change without notice.

Circle 124 on Reader Service Card

up. In places where Wold does not have its own transportables, it leases a standard set of equipment from a local company with which it has a long-term agreement. In this way, standard quality and price can be guaranteed as much as possible for every location.

On the other hand, Heistand himself is limited in what he can get at different ball parks by what equipment is available locally—and who else is televising the same game.

Even if the equipment is available, often there isn't room for KTTV's additional cameras, and Heistand is forced to use some other station's set-up "which detracts from the flavor of the local broadcast that the people back home are hoping to see. It's no longer Dodger Baseball in the way we would normally do it."

Some of this problem is alleviated by using KTTV's own announcers and getting one camera in the booth for the high shots and the on-air personalities, and at least one additional ENG/EFP camera on the ground for post-game interviews and the wrap-up show. The rest of the feed, both video and audio, has to come from the local facilities which may cut back on the number and type of replays and highlights that are applicable to a local home audience.

With the state of satellite technology advancing daily, it seems the old problems with telco transmissions are becoming more scarce. Often, as in the case with KTTV, the standard remote broadcast logistics are presently more of a problem than dealing with satellites and earth stations. It's time to roll up the trailer, unfold your dish, and let's play ball!

BM/E

MIND OVER MEDIA



VIA VIDEO

Working smarter not harder is the name of the game. Via Video System One's magic brushes speed your concept to finished product in record time. Whether the project

calls for animation, storyboard or layouts ...in video, print or film...System One is the obsolescence-proof productivity tool. Creativity will never be the same.


VIA VIDEO INC. 10115 S. DeAnza Blvd., Cupertino, CA 95014, (408) 996-2055

Circle 136 on Reader Service Card

www.americanradiohistory.com

**See you at SMPTE
Sheraton Centre
Hotel.**

Today's top compact



Ikegami Electronics (USA) Inc., 37 Brook Avenue, Maywood, NJ 07607: (201) 368-9171

Northeast: (201) 368-9171 West Coast: (213) 534-0050 Southwest: (713) 445-0100 Southeast: (813) 884-2046 Canada: (201) 368-9179

is ready for tomorrow.

The leader in ENG cameras has just redefined the performance standards. Meet the Ikegami HL-83. It's destined to become the premier compact ENG camera. First, it puts legendary Ikegami picture quality and dependability into the smallest, lightest (10 lbs with viewfinder), easiest-handling package we've ever made. What's more, the HL-83 is the heart of a total, flexible system that's ready to accept new technology as it becomes available. So the state-of-the art HL-83 will stay that way.

For starters, the HL-83 is extremely compact and well balanced. It's about the size of competitive one-tube cameras—yet, it's a top quality, three-tube, prism optics design that's truly up to the highest broadcast standards. And it uses proven, readily available components. Inside are $\frac{2}{3}$ " Plumbicon* or Saticon** pickup tubes coupled to

advanced Ikegami circuitry that delivers usable pictures in low light with up to 18 dB of gain. Automatic white balance corrects colorimetry over a wide color temperature range with the touch of a single button—there's no need to fumble with filters. The HL-83 is ready to go when you are—where you are. Simple to set up. Simple to operate. Get set for the action in the standby mode and the camera's up and air-ready in less than two seconds when you hit the switch. And you can keep on shooting for up to 3 hours with an on-board 4 lb. Nicad battery.


The HL-83 can easily adapt to your changing needs. For ENG there's direct interface to existing $\frac{3}{4}$ -inch VCR's. And with adaptor, there's interface to either on-board or hip-mounted component recording $\frac{1}{2}$ -inch high-speed VCR's.

For EFP it can be connected to a full feature remote control unit through 150 meters of multi-core cable with individual RGB as well as encoded outputs.

For sports it's part of the ML-83 Microlink system for complete remote control and transmission for wireless operations.

And the HL-83 is ready for other advances as they become available. It's Ikegami's way of outmoding obsolescence.

Put the HL-83 on your shoulder. You'll be amazed at how little it weighs. How well it handles. And how much picture it delivers. It's the compact top performer with a very bright future. Contact Ikegami for full details.



Ikegami HL-83

*Registered trademark of N.V. Philips
**Registered trademark of NHK


Circle 126 on Reader Service Card

Progress by Design

Videotek's philosophy is to progressively design & refine the quality, function, and reliability of our products, and to provide equally aggressive service-after-the-sale.

Videotek's state-of-the-art TSM-5A Waveform Monitor and VSM-5A Vectorscope reflect this on-going commitment, with such innovative features as Internal Graticule CRT for precise parallax-free signal analysis, and Non-Glare Shields to eliminate distracting ambient light. TSM-5A also includes selectable 1H mode for easy one-line viewing, and 0.5 μ s/div. scan rate for the most accurate time-base measurements.

Our popular Studio 12 picture monitor includes, as standard equipment, the features found on monitors costing twice as much: A-B Split Screen, Selective H-AFC, High Voltage Regulation, ACC-Defeat, Preset Controls, Pulse Cross, Underscan, External Sync plus more.




(all available in PAL standard.)

In only 7 years, Videotek has become an industry leader. We design and build more sizes and configurations of color monitors than anyone—worldwide! And our 1981 "Distinguished Video Industries Service Award" stands as a testimonial to our commitment to your needs.

Now that's Progress...by Design.



**VIDEOTEK
INC.**



Special Report: Live Broadcasting

ABC's View from the Inside Out	p. 42
Mic Technology Keeps Pace With Changing Broadcast Environment	p. 53
Sync Timing the Live Remote	p. 63

ABC's View from the Inside Out

New technological developments from ABC's Engineering Lab have yielded a flexible, inexpensive POV camera for use in sports and special events remotes.

By Bebe F. McClain

WHEN ABC's engineering lab, under the direction of Phil Godfrey, undertook the development of a system to transmit live pictures from inside a racecar travelling over 150 mph, the problems at first seemed almost insurmountable. Several races and extensive first-hand experience later, the system is finally up and running.

The task, simply stated, was to fully remote control the pan, tilt, zoom, and focus of a low-cost camera installed in the back seat area of a NASCAR Grand National racecar, and to microwave a picture, via a hovering helicopter, to a nearby ABC production van at the raceway. A second camera, fixed under the dashboard, could be remotely switched to provide shots of the driver's face.

At the same time, a second project was undertaken for ABC's *American Sportsman* series to install a lightweight, low-cost camera in the rigging of a motorized ultralightweight aircraft to provide pictures of condors flying in Peru's Andes (see *BM/E*, June, p. 14). Both projects are part of a larger plan by ABC to develop a low-cost point-of-view camera which might be used in areas where a person-operated camera is impractical.

Earlier this year, a system devised by the Australian Television Network, using a high-priced broadcast camera, had been used by CBS inside a racecar at the Daytona 500 race. However, according to Larry Kamm, a director at *ABC Sports*, since ABC eventually wants to place a camera in several of the cars of the top drivers, ABC set out to see if conventional, off-the-shelf, unmodified equipment could be used with minimal effort.

The final choice of the TV camera was made after extensive side-by-side comparisons of several cameras, including a single-tube three-stripe camera, a one-chip CCD camera, and several low-cost three-tube cameras. The Panasonic AK-710

Bebe F. McClain, head of her own production and equipment company, B.F. McClain Productions, Asheville, NC, is also a writer specializing in television-related subjects.



ABC Engineering Labs' Harvey Waldman adjusts focus servo on Panasonic AK-710 POV camera.

with a Canon 13x9 lens was eventually chosen because of its performance, weight, cost, and the fact that its profile best suited the needs of the racecar and hang-glider projects. A small Hitachi VKC-1000 consumer camera was also selected for dashboard mounting.

The remote control and microwave systems were fairly complex. For the former, a Sony data transmission system was put into service, an off-the-shelf package consisting of a WRT-27A 950 MHz transmitter coupled with a 500-milliwatt power amplifier located at the production van, and a WRR-37 receiver mounted in the car. Feeding the command information to the system was a Teledesigns TD-780 triax remote control unit for basic camera functions such as iris, pedestal, gain, and so forth. The same 950 MHz remote control system was also used to operate the pan/tilt head mounted in the car, again an off-the-shelf system which was modified by ABC to include joystick control of the camera movements from the production van.

Two different 2 GHz microwave systems were in operation. Mounted inside the car, ABC used a Farinon unit. For the helicopter repeater, an RF Technology receiver and transmitter were put into service.

The entire electronics package, except for the camera heads, was designed to fit into the car's trunk.

Equipment for the motorized hang-glider project was essentially the same, except that only the Panasonic camera was used. Two parallel microwave systems from Terra-Com and RF Technology were set up to receive signals from a 20-ounce Tayburn transmitter attached to the aircraft's wing, one slightly more sensitive than the other and therefore giving technical manager Jon Partyka a choice of signals to feed to the one-inch VTR. In the case of the aircraft, where weight was so important, a special pouch was built under the seat to handle the batteries used to power the camera and microwave transmitter.

The electrical design was coordinated by Godfrey,



Camera operator controls remote pan/tilt head and various camera controls from specially designed panel.

while the mechanical aspects of the project were handled by Verne Kerrick, technical manager of field operations for ABC.

According to Kerrick, "The difficult aspects of putting a camera into a racecar are the environmental considerations of RF interference and vibration." Kerrick's experience with television and racecars spans several decades. In fact, over 10 years ago he worked with the same ABC director, Larry Kamm, to place one of the first film cameras in a NASCAR racecar.

In order to control the video camera from the production van, Kerrick started with an off-the-shelf remotely controllable pan and tilt mount that he completely remachined before installing between the crossbars in the back area of the racecar. A hard mount was used with no shock mounting device in hopes that the gear reduction in the pan head would eliminate camera vibration.

After brief testing of the system in the lab, the time had come to take all of the pieces into the field—the hang-glider camera to Albuquerque, NM for testing by American Aeroflights, Inc., the designer of the hang-glider. The camera operated well and the microwaved images were received well. However, the tests indicated that the camera required shock mounting.

Almost at the same time, the second, more complex point-of-view camera system was taken to the raceway at Rockingham, NC, which ABC had rented for a few days to test out the system.

To see what the environment was really like, Harvey


Waldman, test engineer at the ABC lab, crouched inside a racecar and held a VTR that was connected to the AK-710 mounted in the rear area of the car. (No helicopter was used to relay the signals during this test.) He recalls that riding around the track at 150 mph was "quite an experience." Especially noticeable to Waldman was the tremendous vibration inside the car. As suspected, this proved to be a major problem.

Next, he rode the track holding an antenna out the window, microwaving the signal to another antenna held by fellow test engineer Howard Sornstein in the nearby stands. Again the major problem was the intense vibration when the car reached full speed.

Another problem involved the RF interference from the car's ignition system. By shielding the regulator and the coil, however, and making a direct connection to the battery rather than going through the car's regulator, the glitches were eliminated from the picture.

By the time the Atlanta 500 arrived two weeks later, all the equipment had been installed in rookie driver Mark Martin's race car. The Panasonic AK-710 was secured in multiple ways to the mount. The Sony 950 MHz command system for the remote pan and tilt was installed in the trunk of the car along with the RF Technology 2 GHz microwave system. A whip radio antenna for the command system was installed near the rear window and a hole was cut out of the trunk lid to accommodate the 2 GHz antenna that would microwave the image up to the Bell JetRanger helicopter that had been hired to hover

Special Report: Live Broadcasting



Side view of remotely controlled Panasonic camera and 13x9 Canon lens mounted in racecar.

above the track. Inside the helicopter was the Farinon duplex microwave system and mounted on the outside was a special omnidirectional antenna. Under the dashboard was mounted the one-chip MOS camera from Hitachi pointed toward the driver. And the Panasonic AK-710, with almost 360° pan and tilt capability, was mounted in the rear seat area.

Modifications were made up to the last minute, for even though the ABC engineers had tried to anticipate every problem, there was a huge number of variables. For instance, they had never tried the system with a helicopter or tried it in a race with more than one car. The outside temperature was at least 30 degrees warmer than any place the system had been tested. And if the driver did anything to

the car to affect his power output, it could seriously affect the system (often a driver will do things such as turn off the alternator to increase horsepower during the last few laps of the race).

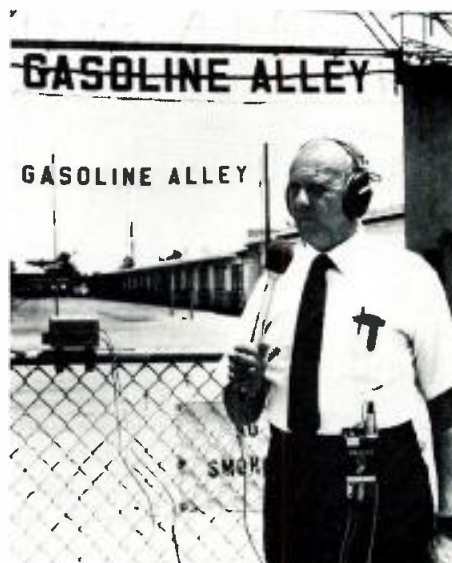
Unfortunately, the NASCAR officials would not allow ABC to test out the system at the Atlanta Raceway and it proved impossible to gather together the driver, the car, and the helicopter at the same time.

Finally the race began and the remote camera operator began switching between the face camera and the pan camera. But suddenly the cameras started switching by themselves. Next, color was lost intermittently, and then the pan and tilt began reacting slower and slower. An engineer was dispatched to the top of the stands in an attempt

Indy Accelerates with Custom Intercom System

The high-speed, high-noise environment of the Indianapolis Motor Speedway creates special problems for the vital communications that link the master control tower with the various parts of the speedway. At last April's NAB show, Tom Allebrandi, technical director of the Indianapolis Motor Speedway Radio Network, met with Bob Cohen, president of Clear-Com Intercom Systems of San Francisco, to see if the company could develop a system to meet the unusual requirements for the big Memorial Day race.

Clear-Com's solution combined standard units with modified and custom units. A custom-designed Special Balanced Interface Device converted the signal from the speedway's existing two-wire dry lines—in a balanced configuration—to the unbalanced configuration used by Clear-Com's equipment. Another special piece of



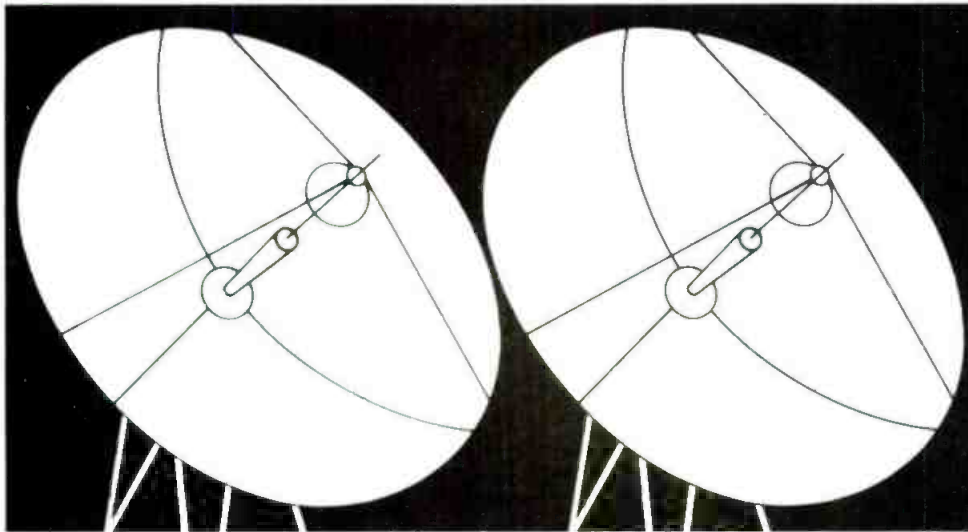
Indie Network TD Tom Allebrandi.

equipment was a transformer assembly at the control tower that duplexed the dc voltage on the same line that carried the program signal.

The MS-400 four-channel main station allowed the technical director to collectively and selectively address all necessary personnel while simultaneously providing on-air program to all intercom users. Intercom stations used standard attenuating double-muff headsets, although the TD wore a Beyer DT-109 binaural headset with program in one ear and intecom in the other. Shure MS-82 line-level mics were the intercom and on-air mics.

In addition, the system interfaced with a power amplifier to drive headsets worn by radio announcers in the control tower, as well as with a remote pickup receiver for the wireless transmission sets carried by the five members of the roving pit crew.

NEW YORK'S FINEST SATELLITE EARTH STATION IS IN NEW JERSEY!



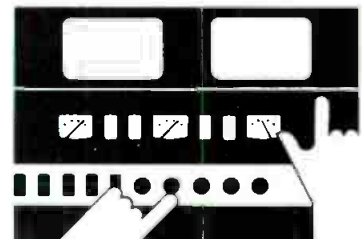
*Northvale
New Jersey
to be exact!
There, just 35*

*minutes from mid-town Manhattan, you'll find the latest in
satellite technology:*

*—Two 11-meter earth stations capable of
transmitting and receiving video and audio
signals.*

*—A 24,000 square-foot facility in which
playback, recording, editing
and standards conversions will be
offered.*

*It all starts January 1983 but we're
accepting bookings now! Call Bob Watt (201) 784-0555.*



ASC

ATLANTIC SATELLITE COMMUNICATIONS, INC.

A SUBSIDIARY OF VIDEO SERVICES CORP.

100 STONEHURST COURT, NORTHVALE, NJ 07647

Special Report: Live Broadcasting

to use a hand-held antenna to track the car and transmit the RF commands. But even though this seemed to help for a while, in the end there was no response at all. The command system had died.

After the race a complete post-mortem was performed. First, the AK-710 was removed. It had survived the vibration and seemed to operate perfectly. Next, the small Hitachi MOS camera was checked. It was discovered that the vibration had rendered it completely inoperative, the consumer-oriented plastic housing evidently being unsuited for the rough environment. When the command system was removed, it was found that heat was the main culprit. Inside the trunk, in the 80-degree Atlanta weather, the system evidently became so hot that the dc/ac inverter, used to power the pan head motors, had failed.


During the next two weeks modifications were made in preparation for the Darlington Race on April 3. A new pan head was purchased which eliminated the need for an inverter. Gears were changed to improve the panning speed.

By the time the ABC engineering crew arrived at Darlington, the car was already there with the equipment installed in the rear seat compartment, leaving the trunk free for gas tank inspection by NASCAR officials.

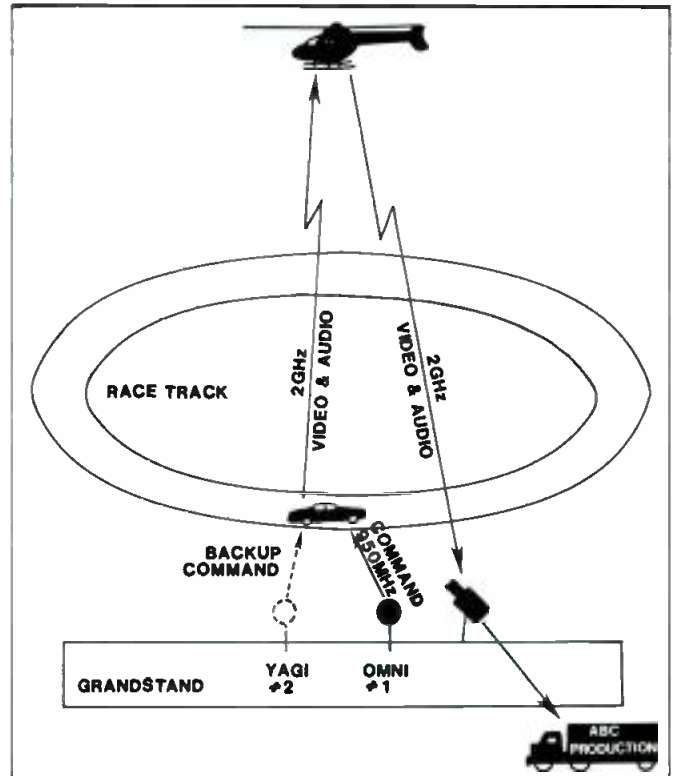
Because there was time to do so, the modifications were tested at Darlington a few days prior to the race. It became apparent that the vibration was still too severe. Therefore, a new 0.095 wall thickness mounting bar was ordered to replace the 0.065 mounting bar which was thought to be the cause of the problem.

Further testing of equipment caused a failure of the pan and tilt head; the plastic buffer gear in the pan gear box had been sheared. However, a decision was made to go ahead anyway—with a static camera. This meant there would be no remote pan or tilt control, although remote control of zoom and focus was still functional. The new 0.095 mounting bar and solid mount were installed in the car, but no further testing could be done because of time limitation.

When the race began, it was noted that the vibration



The transmit/receive antenna and electronics unit for the remote control telecommand system.



Race track point-of-view RF camera system.

was still present, although it had been reduced. The AK-710 performed fairly well. However, what appeared to be spurious command signals caused the lens to zoom and focus by itself as the car passed through different areas of the track.

After approximately an hour and a half of racing, before any changes to the equipment could be made and a signal put on the air, the car was withdrawn from the race because of engine failure. While removing the equipment from the car, the ABC engineers discovered that it was not the camera but its lens and mount that was the cause of the remaining vibration.

By now, ABC engineering had attempted twice to broadcast from inside a racecar during an actual race, and from these experiences they had solved, one at a time, the various problems involved. To prove to themselves that everything could work, ABC returned to the Rockingham, NC raceway where the original tests were done.

The AK-710 was installed in Buck Baker's racecar using a 0.095 mounting bar and solid mount. The lens and mount were secured with steel wire to the body of the camera. A BVU-100 VTR was used to record the pictures of this test, which proved that the vibration problem was solved. The ABC engineering crew felt they were finally ready to broadcast live from inside a racecar.

POV Camera Finally Set

By Phil Godfrey, Manager, ABC Engineering Lab

At the Southern 500 Race, held in Darlington, SC on Labor Day, ABC planned again to install a point-of-view camera in the rear of one of the racecars. The plan was to remotely control a Panasonic AK-710 camera and broadcast scenes of the race just as they were seen by the driver.

Brilliant performer.

**NEW
WIRELESS**

Model 82 Wireless Condenser Hand-Held

The Model 82 condenser wireless microphone has been added to Cetec Vega's professional hand-held line. The Model 82 incorporates the popular Shure SM85 condenser element and attractive black windscreen to provide:

- Minimal handling noise, reduced mechanical vibration, and virtually no "boominess" (by means of controlled low-frequency rolloff).
- Clean reproduction of close-up vocals with moderate proximity effect.
- "Crispness" and presence with high-definition midrange.
- Clear, scintillating highs with crisp upper register.
- Cardioid pickup pattern for effective rejection of off-axis sounds.

All Cetec Vega hand-held wireless microphones (including the Model 80 with the Electro-Voice EV-671 dynamic element and the Model 81

with the Shure SM58 dynamic element) have an attractively contoured black case with internal antenna.

Used with Cetec Vega professional wireless receivers, the FM systems operate on any crystal-controlled frequency between 150 to 216 MHz, at a range up to 1000 feet or more. Transmit-to-receive frequency response is almost perfectly flat from 100 Hz to 12 kHz with gentle rolloffs to 40 Hz and 15 kHz. Total harmonic distortion is typically 1/2 percent. System dynamic range is 90 dB when "Dynex" (transmit compression and receive expansion) is incorporated, with a resulting low noise floor.

Cetec Vega hand-held wireless microphones are newly redesigned for 20 to 30 percent additional battery life, using a commonly available 9-volt alkaline battery (Duracell recommended). Microphone sensitivity is easily adjustable with an audio

gain control on the bottom, with an adjacent LED indicator to verify optimum setup. Power and audio on/off switches are also conveniently located on the bottom.

Write or call for further information and location of your nearest dealer: Cetec Vega, P.O. Box 5348, El Monte, CA 91731. (213) 442-0782
TWX: 910-587-3539

In Canada: A.C. Simmonds & Sons Ltd.

 **Cetec Vega**
Division of Cetec Corporation



Circle 128 on Reader Service Card

www.americanradiohistory.com

Special Report: Live Broadcasting

Final adjustments being made on camera, lens control, and pan/tilt head at ABC Engineering Labs, New York City.



This race was the culmination of months of work, including several tries where technical problems in our system and/or the racecar's system rendered the pictures unusable. In one case, the car equipped with our camera dropped out of the race; and in others there were technical problems with our equipment.

Each time the camera has been used we have gained experience and have, one by one, solved the numerous problems encountered by attempting to broadcast from a racecar travelling at over 150 mph.

From the first attempt in Atlanta at the Coca Cola 500 in March, there have been no major problems with the camera itself. The main problems concerned the peripheral equipment such as the remote pan and tilt and the radio command link.

After the Rebel 500 race on April 4 in Darlington, SC, consideration was given to solving several problems. We determined that the jitter we were seeing in the picture was due to vibration in the lens mount. Since the lens is quite long, we felt it needed to be supported from the baseplate to its body. By using such a support we no longer had to rely solely upon the bayonet mount for support to eliminate vibration between the lens and the camera head.

Another problem concerned the pan and tilt motors which continually slipped during the Atlanta race and which required additional support to survive the racecar vibration. The camera is fastened to a box that houses the pan and tilt motor. That box is bolted to a bar in the rear seat area which is in turn clamped to the car's roll bar in the rear seat area. The pan head we chose was one designed to operate on a continuous pan and tilt basis for closed circuit operation, not to handle the vibrations encountered in a racecar. For the race on Labor Day many of the mechanical parts were either remade or remachined to withstand a racecar environment and improve its performance.

Other changes were also made. After the race in Atlanta it was decided it would be best to install all of our equipment (command system and so forth), not just the camera, in the rear seat area of the racecar instead of the trunk. By doing this we avoided the problems of having to remove the equipment from the trunk in order for NASCAR officials to inspect the interior of the gas tank for compliance to volume/capacity rules.

A new telecommand system, the type used for radio control of model airplanes, was to be used. This technique was chosen because the previous method required that continuous data be transmitted in order to provide the required functions.

If multipath reflections or blockage of the signal occurred, the digital-to-analog circuitry could give erroneous results, causing any one or all of the functions being remote controlled to react in an erratic fashion. Because of this, it was decided to utilize a more secure system whereby only changes are transmitted. With this type of system, if for any reason the RF path is disturbed, the functions being remotely controlled will not move from their last position, or, if they do, it will only be by a very small amount.

Normally, radio-controlled transmitters operate in the 72 MHz band, but since the Daytona Race track was located near an airport that uses 75 MHz beacons, we decided to use a channel in the 450 MHz band, utilizing Motorola transmitting and receiving equipment. For the Labor Day race at Darlington, we planned to use 950 MHz again, but at a much higher power level, 6 W.

Going into that Daytona race on Independence Day, we hoped to put many of our improvements to the acid test. The complete camera system was installed in car #90, a Ford-type racing car driven by Jody Ridley. The Panasonic AK-710 camera and pan/tilt head functioned well for the first 20 laps. At that point the car developed alternator problems (low output).

Since we derive power from the car's electrical system, any malfunction in that system would affect our ability to provide full RF output, resulting in break-up of video.

When the alternator ceased to function, the driver only had the power remaining in the battery to continue the race. Consequently, the crew chief asked us to turn off our equipment—allowing the driver to finish the race with no additional demands being made on the battery power.

As the Labor Day race approached, we made final preparations to again install the Panasonic camera in a racecar. It had become increasingly clear that there were many variables, some of which were beyond our control since they involved the racecar's system and the actions of the driver. We prepared for the upcoming race already knowing that the original challenge given to us by ABC Sports, to place inside a racecar a low-cost broadcast-quality camera like the Panasonic AK-710, had been accomplished.

Unfortunately, ABC scheduling problems forced cancellation of the shoot. But the excitement of watching scenes coming from a camera inside a racecar has encouraged us to persist in spite of setbacks, and we are determined to do what is necessary to insure that we ultimately prevail in this project and that the ABC POV camera, the first such system to be developed by a U.S. network, becomes a permanent broadcast reality. **BM/E**

With SAM you don't have to play it play it again

SAM (Station Automation Manager) plays for keeps. And SAM plays the finest in television "look" the first time, everytime.

SAM performs an air-day schedule in concert with your own station's traffic system, orchestrating all of your switchers, cart machines, telecines, VTR's, character generators. SAM even rehearses your programming plan before air time and talks to your operator about any missing items or timing errors. No more make-goods with SAM.

Vital Industries is booking SAM into stations now, to rave reviews.

Come to Vital's booth, #263, at SMPTE and watch SAM in action. With SAM and SANDI (Vital's Serial Data Network), your station may never have to "play it again."



VITAL INDUSTRIES, INC.

3700 Northeast 53rd Avenue, Gainesville, Florida USA 32601

(904) 378-1581 • TWX 810-825-2370

TLX 80-8572 VITAL-A-GAIN

Vital is the leader in television automation

Circle 130 on Reader Service Card

www.americanradiohistory.com



Panavision's Newest Birthday Celebration

In an industry that stresses state of the art technology and a never-ending introduction of "new" cameras you might rightfully ask, why we are celebrating a 5-year old concept.

Back in 1977 the idea of putting pickup tubes and preamps in one housing and the electronics in a separate unit where they could easily be changed made a lot of sense, and it still does!

This two piece design has allowed the 310, like fine wine, to improve with age. As new options have developed the one prerequisite has been that they must be retrofitable to all 310's.

Here are some of the major developments that over the years have helped our customers protect their investment while keeping pace with advances in technology:


- 5/78 Automatic Pedestal and Window Shade exposure control
- 6/78 SMPTE Time Code generator
- 3/79 Add-on module for operation of the electronics unit, 2.500' from camera
- 10/79 Variable Gamma, provides front panel adjustment of individual channels

- 10/79 Dynamic Beam Optimization eliminates comet tailing
- 5/80 Automatic Genlock
- 7/80 Interchangeability between Saticon*, Diode-gun and Low Capacitance Plumbicon** tubes
- 5/81 Microprocessor, provides automatic centering, size, white and black balance. Interactive viewfinder displayed adjustment procedures. Automatic iris control on either average picture or picture tone
- 5/81 Add-on module to convert 310 to a single piece camera (340)
- 12/81 RS170A compliance
- 12/81 24fps 655 lines for ease of transfer of tape to film
- 12/81 Safe Area generator enables operator to judge safe title and safe action areas
- 1/82 Low Noise preamps
- 4/82 Negative video allows the direct transfer of negative film to positive video
- 9/82 310SP, incorporates the "film look" features designed for Panavision's Panacam electronic cinematography camera (see opposite page)

*™ N.V. Phillips **™ Hitachi

SEE US AT SMPTE SHERATON BOOTH NO. 800B

www.americanradiohistory.com



... the CEI310SP (Special Performance)

The 310SP represents a new generation of electronic features that provide both the "film look" of electronic cinematography while delivering unmatched performance in a video production camera. **All this at a purchase price that's very easy on your budget.**

- Recessed prism mounted preamps provide highest signal-to-noise ratio in the world
- Soft Clip "film effect" allows up to 4 stops of overload while colorimetry remains constant
- In-band and out-of-band detail enhancement provides finer detail without signal-to-noise loss
- Detail Blanker, defeats enhancement in peak whites thereby eliminating unnatural black outlines
- Microprocessor featuring automatic pedestal, centering, size, white and black balance, interactive viewfinder displayed adjustment procedures
- Saticon II pickup tubes (interchangeability with Saticon III and Low Capacitance Diode Gun Plumbicon tubes)
- SP Appearance Package
- And more to come!

Of course, the SP performance package is retrofittable to all 310's.

**SEE US AT S.M.P.T.E.
BOOTH 800B SHERATON CENTER, NYC**

**CEI PANAVISION
ELECTRONICS**

880 Maude Avenue, Mountain View, CA 94043-4089
415/969-1910 TLX: 348436

Manufactured in Mountain View, CA, U.S.A.
A Warner Communications, Inc. Company
GSA approved contract number GS-00C-90148
Circle 131 on Reader Service Card

YOU SHOULD HAVE IT SO EASY.

We'll show you the easiest way yet to adjust SC/H and system timing.

Seeing is believing with Lenco's PVS-430 Videoscope.™

One person. One look. That's all it takes to verify RS-170A with Videoscope from Lenco. Adjust your equipment to Zero SC/H on any video monitor. No time wasted. No guesswork. No advanced technical knowledge required.

The ultimate answer machine.

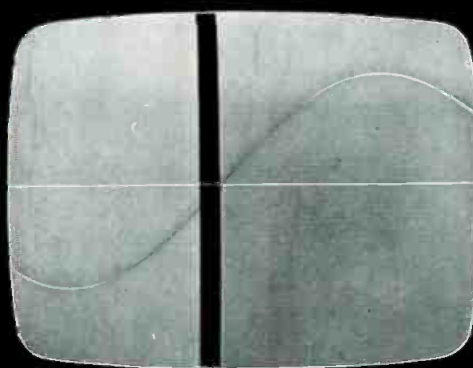
Besides the easiest SC/H ever, Videoscope lets you detect many other system problems that are much harder to track down with other equipment. At a glance, you can detect timebase errors in VTR, TBC, video processing amplifiers, and frame stores. And Videoscope lets you easily adjust your subcarrier frequency to the network rubidium standard. You can locate sync timebase distortion problems in sync regenerative equipment. And you can uncover cross-talk problems in switchers and sync change-over units.

See how easy you can have it. Ask us all about the Lenco Videoscope now.


Lenco Inc.
Electronics Division
 300 N. Maryland St.
 Jackson, MO 63755.
 (314) 243-3147



Engineered and manufactured in the United States.
 The Professionals' Choice




Set system timing.

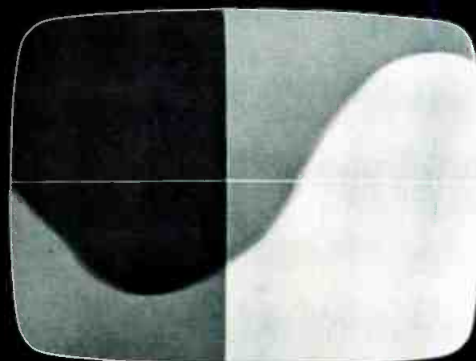


Match subcarrier phase.

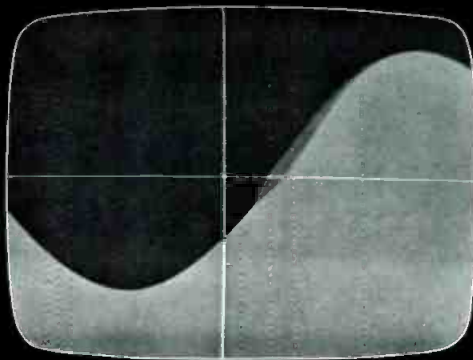
And four tough problems you'll never have to waste any time with again.




Set subcarrier frequency to network.



Find timebase error.



Pinpoint sync to subcarrier jitter.



Locate system cross-talk.

LENCO



Circle 132 on Reader Service Card

Mic Technology Keeps Pace With Changing Broadcast Environment

Live broadcasting is making increased demands on microphone technology to come up with designs that are high in quality, rugged, yet smaller and smaller.

THE MICROPHONE, born in Bell's primordial room-to-room telephone line in 1876, is anything but a waning oldster. It is vigorously occupying a spot among advancing communications techniques, stimulated by the emphasis on live broadcasting signaled in this issue and by other developments in broadcasting.

The operating principles of microphones have been established for a long time. The dynamic mic, with a circular voice coil attached to the diaphragm, has been a broadcasting workhorse for decades and is still carrying a large share of the load. Dynamics can be very rugged, very reliable, and high-class performers, too.

The ribbon mic, the special dynamic with the thin metal ribbon acting as both diaphragm and voice coil, was heavily used for many years but is now much less so, largely because of its vulnerability to wind and shock and its very low output. But broadcasting and recording technicians easily develop personal attachments for specific mics and some still favor the ribbon mic in studio use because of its excellent sonic qualities.

The condenser microphone, which converts into elec-

trical signals the changes in capacitance between a vibrating metalized diaphragm and a fixed back plate, is also an old system. But in the last decade it has greatly increased its share of the market. This upswing comes from improvements in the reliability and convenience of the condenser microphone, and from heavier demand for the excellent performance of the best designs.

Important in the last few years has been the "electret" condenser mic, which has a permanently charged back plate and thus does not need the polarizing voltage of the older condenser models. The electret mic is compact, very reliable, and easy to use.

It has also reduced the complexity of the power supply (with the high polarizing voltage, this used to be a frequent source of misbehavior). Now only the preamplifier next to the mic needs power. This is low-voltage power, easily supplied in various ways. Batteries are one way. "Phantom" power, which comes over the mic leads from a console, recorder, or other remote source, is another popular way. Many condenser mics give the user a choice between battery and phantom power.



Announcer at KPBS-FM, San Diego NPR affiliate. The controlled acoustics of a broadcasting studio simplify mic operations.



Lavalier mics such as those sported by Chuck Roberts and Rick Brown have played an important role in curing some of the "ambience" problems at CNN Headline News.

Directionality and other characteristics

A main way in which one mic differs from another is directionality, the difference in response to sounds from different directions. Directionality is a basic tool of microphone technique.

Another aspect of mics is the physical shape and size of the housing, which can be designed to make the mic nearly invisible when it is fastened onto a user's clothes. A third division of mic designs is the RF, or wireless, mic, which includes a small transmitter in the user's pocket to send the mic signals to a nearby receiver.

For the omnidirectional ("omni") mic, the sound is allowed to reach the front of the diaphragm only. The diaphragm responds to the variations of pressure next to it, so this is a "pressure" mic. It responds about equally, no matter what direction the sound comes from.

Generally speaking, the omni mic will give the most precise handling of music (if all elements of the design are first-rate).

If some of the sound is channeled to the back of the diaphragm as well as to the front, the unit is a "pressure gradient" mic, with the diaphragm responding to the difference in pressure between the front and the back. The pressure gradient mic can be given various degrees of directionality. One main technique is the delay of the rear-arriving sounds just enough so that they reach the back at the same time as they reach the front, and cancel out.

This technique is the usual way of getting the familiar cardioid response patterns (see drawings), which include a difference between front and back response which ranges up to about 20 dB. But the user should always be aware that the pattern is never perfectly regular—it changes somewhat with frequency, may include a sizeable "lobe" at the rear or sides (especially in the supercardioid and hypercardioid), and in most cases involves some coloration of the sound.

The "shotgun" mic, with its long tube in front of the diaphragm, has the largest degree of directionality (at least in the high frequencies, up to about 25 dB). The tube is an acoustic filter which lets front sounds through but not those from the side. However, this does not operate efficiently in the low frequencies, and off-side lows may be reduced only 3 to 4 dB. Again, the user of a shotgun mic

must study the polar response pattern of each particular model to find out exactly what it will do for him. Because the directional pattern is so skewed with frequency, the shotgun mic colors the sound quite strongly and will not win any praise as a pickup device for fine music.

Figure eight—dead at the sides

The ribbon mic has a different polar pattern entirely, a figure eight with strong response front and back but none at the sides. Side sounds reach both sides of the open ribbon simultaneously, and so produce no vibration.

This pattern can be useful and is still available, even though the ribbon mic is nearly gone from the scene. Some condenser mics now on the market have special construction for several different directional patterns in one unit, each selectable by switch. The AKG C-414, for example, can operate as an omni, a cardioid, a supercardioid, or a figure eight. Neumann, Shure, Electro-Voice and several others have multi-pattern units. This fairly recent development is a response to the need for mic performance at a more precise level than in earlier years. Since a multi-pattern mic is a more elaborate design than a single-pattern model, sometimes with more than one diaphragm, the multi-pattern will generally be more expensive than a single-pattern of comparable quality.

Picking up studio voices

One of the most frequently encountered standard mic settings is in the radio studio, where the job is putting talent on the air. This is usually the easiest of mic operations since the acoustic conditions are likely to be well under control, most noise is excluded, and the mic users are probably professionals who know how to handle themselves and the instruments. The dynamic range is moderate.

This implies that the studios are fairly dead, without high levels of reverberation. If ambient sound (noise or reverb) causes trouble, a cardioid is attractive. The cardioid has long had a major following among studio users for another quality, too—the proximity effect yielding a sizeable boost in bass response, inherent in the design, when the sound source is two feet or less from the mic. Numberless DJs, and pop singers as well, depend on the proximity effect for a fuller, more "manly" quality. Many current cardioids include a switchable roll-off filter to remove the proximity effect when the extra bass is not wanted.

When visitors sit around a table in a radio studio the mic job naturally gets more complicated. A standing mic in front of each visitor is often the plan, but this means that the visitors must be instructed to lean forward, to within about the same distance from the mic, whenever they speak. A lot of interview programs are successfully carried out this way.

A different method, of course, is a "personal" mic on each visitor, and here enters the lavalier, a main factor on the broadcasting scene today. We have had the lavalier mic for a long time, but recently there has been considerable change in its design, spurred by the needs of live broadcasting at higher quality levels than in the past.

For example, Countryman Associates has been working on a range of directional lavaliers, with various patterns from cardioid to figure eight. The directionality has

IF YOU'RE THE CHIEF ENGINEER, HERE'S GOOD NEWS.

Now there's a computer system that will give you a hand with your on-air operations. If you're using a Grass Valley 1600-4S, Vital VIX 115 Series, or CDL MC-990 it's perfect for you.

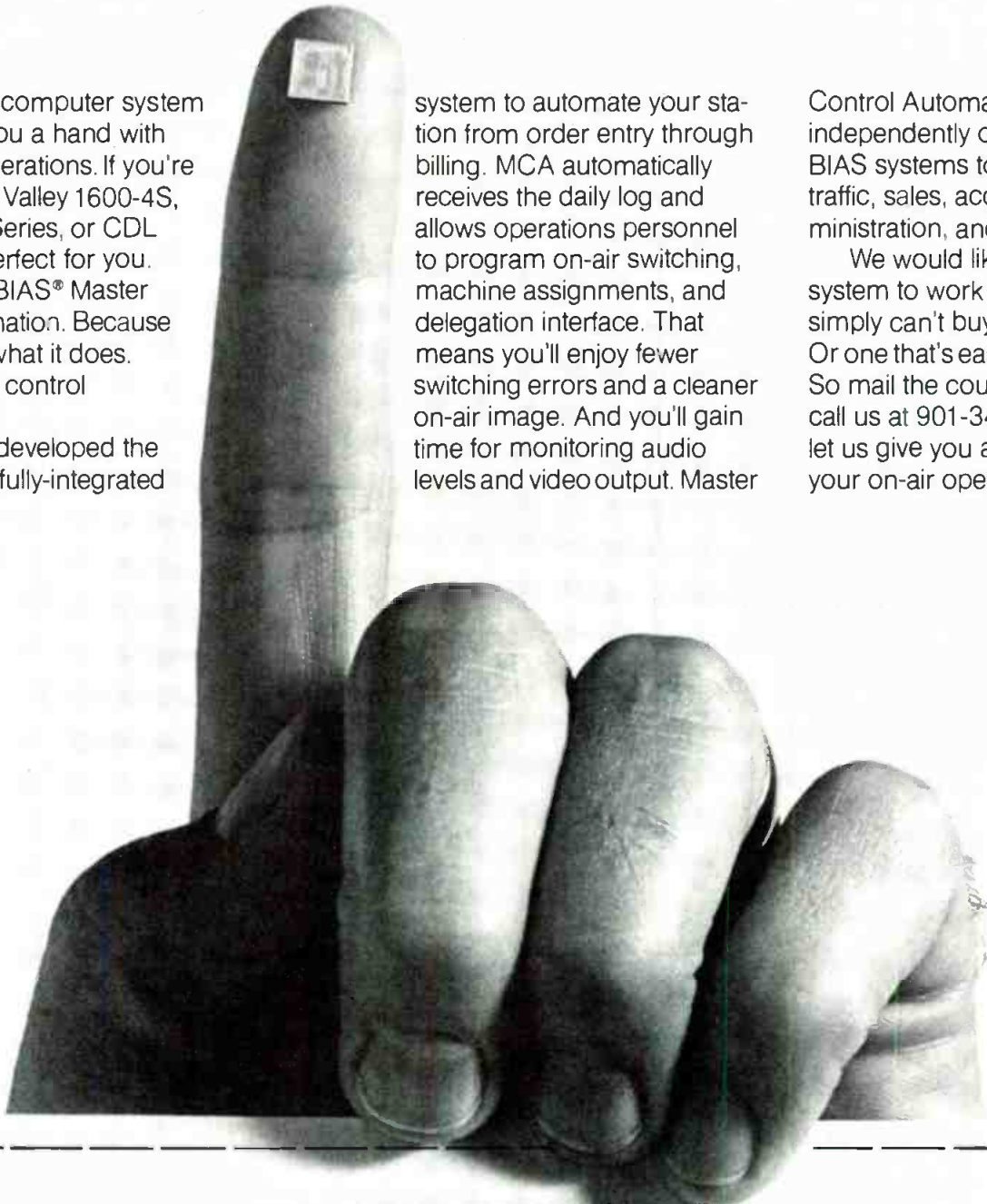
It's called BIAS® Master Control Automation. Because that's exactly what it does. Makes master control automatic.

BIAS has developed the industry's first fully-integrated

system to automate your station from order entry through billing. MCA automatically receives the daily log and allows operations personnel to program on-air switching, machine assignments, and delegation interface. That means you'll enjoy fewer switching errors and a cleaner on-air image. And you'll gain time for monitoring audio levels and video output. Master

Control Automation can work independently or with other BIAS systems to coordinate traffic, sales, accounting, administration, and much more.

We would like to put this system to work for you. You simply can't buy a better one. Or one that's easier to operate. So mail the coupon today. Or call us at 901-345-3544. And let us give you a hand with your on-air operations.



TELL ME HOW TO GET A BETTER ON-AIR IMAGE.

NAME

PHONE

TITLE

ADDRESS

STATION/COMPANY

CITY

STATE

ZIP

BIAS®

BROADCAST DIVISION OF DATA COMMUNICATIONS CORPORATION
3000 Directors Row • Memphis, TN 38131-0403

Circle 123 on Reader Service Card

Special Report: Live Broadcasting



Mike Ambrose, anchor and staff meteorologist at San Diego's KGTV-TV, wears a wireless HME System 22E dynamic expanded lavalier that allows him to shuttle between anchor desk, satellite picture, and weather map.

a number of attractive advantages—one is for the newscaster who is likely to be moving papers on a desk in front of him. The flak from the paper shuffling can be greatly reduced, as can other ambient sounds, leading to the adoption of these mics by news organizations such as CNN.

Crown has recently developed a "tie-bar" lavalier, with the cable coming out the rear, for great unobtrusiveness (especially important in television). Crown also just brought out a two-mic lavalier system, at the request of network news operators, to supply redundancy in active news operations.*

Sony's widely used ECM-50 has undergone refinement. Electro-Voice, using a new testing system, has also refined some lavalier designs for more precise sonic performance. Neumann and Audio-Technica have new lavalier designs. Beyer's new MCE-50 may well be the smallest "personal" mic on the market: it looks like a miniature tie clip of near invisibility.

Freedom outside the studio

Also with us for a long time, the RF mic finds its greatest usefulness when moving out of the studio for ENG and remote sound pickup. The difficulties with RF mics, now the subject of much development effort, have been the vulnerability to RF interference and noise, and the unreliability in difficult coverage situations. One response to the RF problem is the use of 950 MHz as a carrier frequency, well away from the frequencies of most of the RF "stew" blanketing large cities. Another solution is the development of diversity reception systems that allow the automatic selection or creation of the best possible signal in difficult reception situations.

It is notable that RF mics, which originated mainly as

voice carriers, are moving up to the precision needed for high-grade music coverage.

When the TV camera enters the studio operation, invisibility becomes a prime mic requisite. The only exception might be a group interview scene in which table mics could be part of the decor.

Nearly all motion picture production is now done with RF mics on the actors. The movie makers like the total freedom of motion this provides. But they are concerned with the variations in frequency response that come from putting the mic inside the user's clothes, and the noise from clothing rustles that often occurs.

News and sports coverage

A very important part of broadcasting today, of course, is live news and sports from outside. The conditions under which the mics must operate in outdoor TV vary tremendously from job to job, and the solutions to the mic problems are correspondingly varied.

Mics on cables are used whenever possible for the greater reliability. At a baseball game, for example, the umpire's calls may be picked up by using a cable mic with a parabolic reflector which can be aimed toward his position. The commentators in the stands, of course, have mics on cables feeding into the control center.

For football, though, the referees move around so much and so fast that the RF mic becomes necessary to get the calls. The good RF systems are usually adequate for coverage of the football field, but in some cases it may be necessary to get the receiver closer to the field than the control room to reduce noise and RF interference, then feed the signals to the control center by cable.

In another arrangement, an RF mic is used by an announcer in golf or other similar sports, with the receiver on the camera which is kept as close to the announcer as possible, preferably no more than 30 or 40 feet away. At the camera the voice signals are fed to the microwave system that carries the video back to the control center. This gives greater assurance than would using the RF mic signal for the entire hop.


Live music: another world

The pickup of live music has, in the past, been a very small part of radio and television broadcasting, but it is becoming an important growth area today. For high-grade pickup of live music, mic technique becomes a central issue as the means, sometimes with the help of mixing, of making all the instruments in a group audible to the listener. Mic technique also establishes the vital ratio between direct and reflected sound, and determines whether or not the stereo effect is strong and pleasing.

These are matters of operational skill, but the most skillful mic technician must have top-grade instruments to work with. Extremely flat frequency response, extremely low distortion, ability to handle a wide dynamic range, are all essential.

Today the mic designers are producing a fair number of instruments in this class. Nearly every one of the mic makers important in broadcasting and recording has at least one model that qualifies. Shure, Electro-Voice, Sennheiser, Neumann, Schoeps, Sony, are all in the game and others may be joining currently. Neumann has long had a strong position in recording, and Schoeps is a favor-

*Editor's note: The pressure-zone mic, a main product of Crown, will be considered at length in a future article.



(Translation: The cassette broke.)
 (Solution: Maxell U-Matic cassettes.)

If jammed U-Matics ever make you yearn for the days of live television something is wrong with the brand of U-Matics you're using. A lot of things are very right with Maxell U-Matic cassettes.

They're built to stand up to the toughest handling and editing conditions you can dish out. The unique Maxell Epitaxial™ tape formulation gives you an extremely dense magnetic coating that yields superior chroma and luminance. The proprietary Maxell binder system makes

sure the formulation, and everything you record on it, stays up to your standards, indefinitely.

That's why every one of the networks, hundreds of independent television stations and just about every major producer, director and cameraman in the business who tries Maxell U-Matic cassettes, buys Maxell.

Your Maxell supplier can make sure your programming isn't interrupted. Ask him for Maxell U-Matic cassettes. Or ask us for more information.



maxell®


PROFESSIONAL / INDUSTRIAL DIVISION

Our success is magnetic.

Maxell Corporation of America, 60 Oxford Dr., Moonachie, N.J. 07074 (201) 440-8020

Circle 134 on Reader Service Card

THE TRUE MEASURE OF PERFORMANCE



ASACA/SHIBASOKU 925R Color Video Noise Meter

The versatile 925R accurately measures both luminance and chrominance noise generated from TV transmission equipment, TV cameras, VTR's, videotape and videodisks. Connected to a general purpose interface bus (IEEE-488), it gives you complete receive/transmit capabilities. You can receive measurement start, mode and filter selection commands and transmit measurement data through the bus. You can expand the 925R into a fully automated system by using a desk-top computer with the SHIBASOKU TG-7 TV Test Signal Generator, U705 Noise Test Unit and 531 Interface Unit.

- Tests equipment under actual operating conditions.
- Separates AM/PM chrominance noise and measures each.
- Features HP/LP filters and weighting network for frequency analysis.
- Provides V/H sag compensation, hue compensation, and VTR head balance.
- Logs digital data; may be used as a digital video level meter.
- Available in NTSC; PAL B, M, N; and SECAM systems.

Measure your performance with the best.
ASACA/SHIBASOKU 925R. The world standard in color video noise measurement.


For complete specifications, write:



ASACA/SHIBASOKU CORP. OF AMERICA
12509 Beatrice Street, Los Angeles, California 90066
Sales, Service: (800) 423-6347 • (213) 827-7144

Circle 135 on Reader Service Card

Special Report: Live Broadcasting



Crown's PZM-3LV pressure zone mic, one of the tiny lavaliers now available.

ite among some of the experts in concert music pickup. "Favorite" is the operative word here, because mic technicians tend to have strong personal attachments to particular models.

An interesting, and expensive, mic choice for top-grade music pickup is an instrumentation mic such as those of Bruel & Kjaer, which by definition have the widest and flattest response that can be produced today.

As to directional types, the omni, for reasons already noted, is the favorite for concert music pickup, but top-grade cardioids are also widely used, especially for popular music.

Live music mic skills depend so much on musical taste, on long experience, and on personal judgments and predictions that they cannot be pinned down in a few hard and fast rules. But there are some general guidelines that can give the broadcaster a good overall view of the problems and their solutions. In popular music the imperatives are, get all the instruments in and *loud*, spread the mics far apart for a startling stereo effect, and keep noise down. The best way to do all these things is to have many microphones, one for each two or three instruments and in some cases one for each single instrument. Cardioids are essential to allow concentration of each mic on the particular group or instrument wanted.

Few mics or many?

For concert music there are two opposing schools of mic technique. The first, the "many mic" school, with large groups of musicians, puts mics throughout the group so that all the instruments can be brought in by careful mixing, as in popular music. There also must be attention to reverberation in the concert music pickups, for the right amount of reverb is essential to the full effect of serious music. The reverb pickup in concert halls is largely dependent on mic placement, the distance from the instruments. However, each hall has its own quirks and the mic technician has to find what they are and work with them. That is one reason settling on a single pickup location is very helpful to success with live music pickup.

The other mic technique, the "few mics" school, works toward using as few mics as possible, even coming down to just two, one for each stereo channel. The main reason for cutting down is the phenomenon of "mic interference." If a sound reaches two mics over paths of different lengths, the sounds will be mixed out of phase, and comb filter effects, very ragged frequency response, will result.

Mic interference can be controlled with large groups of

THERE'S MORE THAN ONE WAY TO GO MICROCAM.

Microcam. More than a portable color camera. A family of cameras.
For every need. Every locale. Every budget.

FIRST CLASS.

MC701. Three cameras in one. From full studio setup. To EFP with 1800 feet of cable. To its simplest form. To capture the moment with the drama of photo-journalism. And the look of studio broadcast. MC701 weighs a mere 11.2 pounds without lens. Automatic color balance and automatic registration centering make it simple to use. Guaranteed picture quality. In the studio, or in the field, the MC701 offers incomparable versatility. Uncompromising quality. Triax and Coax configurations also available.

ECONOMY CLASS.

MC501. The Microcam for the modest budget. A self-contained, one-piece, three-tube color camera. Lightweight. Compact. Easy to use. With big budget features. Like $\frac{2}{3}$ " Saticon tubes, 2-line image enhancement, excellent resolution, digital white/black balance, low power consumption. And more.

MC701 and MC501 fit all existing Thomson-CSF accessories. Lenses. Cables. Remote controls. 5" viewfinder. Battery systems. And other add-ons.

Microcam. The name that means high quality broadcast. Lightweight portability. Versatility. And a model to fit every budget.

For more information, contact Thomson-CSF Broadcast, Inc.,
37 Brownhouse Road, Stamford, CT, 06902; (203) 327-7700.

West Coast Sales & Service, 1919 West Magnolia Boulevard,
Burbank, CA, 91056; (213) 849-2188.

 **THOMSON-CSF BROADCAST, INC.**

Circle 125 on Reader Service Card

STUDIO OR STADIUM, FUJINON'S NEW BCTV LENSES PLAY ALL THE ANGLES.

From super-wide to ultra-tele, in the studio or the stadium, Fujinon BCTV lenses are the clear winners . . . from any angle.

NEW. Fujinon's P28x15 ESM — the super studio lens. It gives you a wall-to-wall 15mm wide angle and a maximum aperture of F/2.2 which is maintained out to ten times. Even at 420mm, the F/4.2 allows you to keep your lighting levels reasonable. And for the tightest shots, the built-in 1.7X extender takes you to 714mm. Naturally, it has a built-in diascope for near instant computer setup. But range and speed do not reveal the incredibly sharp, bright, high contrast image the new 28X delivers. Its superior resolution and color performance place it ahead of any lens in its class.


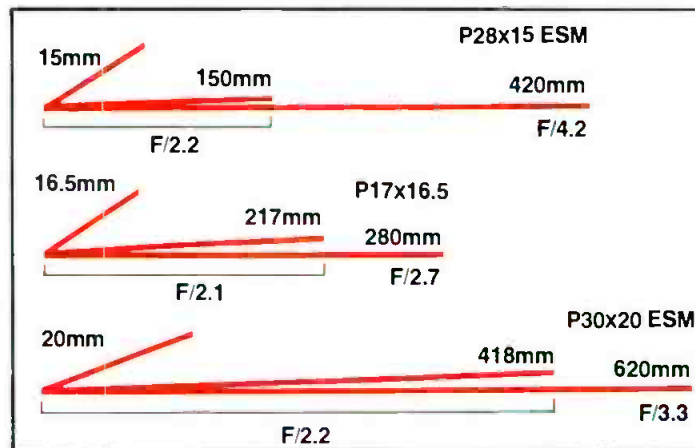
NEW. Fujinon's P17x16.5 ESM — the standard studio lens. With a zoom range from 16.5 to 280mm, an aperture which will remain flat at F/2.1 out to 217mm and built-in 1.5X and 2X extenders, here's the lens destined to be the industry workhorse for years to come. Simply put, it offers virtually every performance and operating feature — including built-in diascope — you're likely to need.

Not new. Fujinon's P30x20 ESM — the super field lens. Whether picking up the clearest shot of the space shuttle lifting off or a concert stage from the back of the top balcony, it goes out farther and flatter to deliver outstanding images . . . especially under lighting conditions that leave other lenses in the dark. Total zoom range, with the built-in 2X extender

is an incredible 20 to 1240mm. The F/2.2 aperture remains flat from 20 to 418mm — and at 620mm is giving you F/3.2. No wonder the 30X lens is acknowledged by the industry as the finest field zoom available.

For more information on the newest

and finest BCTV lenses, and why they are the best performance investment for your new or existing cameras, contact Fujinon. Large format zoom lenses are another reason why the world sees itself more clearly through the eyes of Fujinon.



Specifications:	1 1/4" format			1" format		
	P28x15 ESM	17x16.5 ESM	30x20 ESM	R28x11 ESM	R17x12.5 ESM	R30x16 ESM
Focal Length	15-420mm	16.5-280mm	20-620mm	11-310mm	12.5-212mm	16-500mm
Zoom Ratio	28X	17X	30X	28X	17X	30X
Max. Aperture	F/2.2	F/2.1	F/2.2	F/1.6	F/1.6	F/1.8
M.O.D.	.95m	.75m	2.5m	.95m	.75m	2.5m
Range Extender	1.7X	1.5X, 2X	2X	1.7X	1.5X, 2X	2X



FUJINON INC. 672 White Plains Road, Scarsdale, New York 10583
(914) 472-9800 Telex: 131642

118 Savarona Way, Carson, California 90746
(213) 532-2861 Telex: 194978

Circle 137 on Reader Service Card

Special Report: Live Broadcasting

mics but it becomes very difficult. The main technique is to keep any second mic at least three times as far away from an instrument as the first mic. The mic technician may not have the time to work this all out in a given setting.

Thus all the top experts in mic technique say, in one way or another, "the fewer the better." The few-mic user has to get his instruments balanced with mic placement, since each of his mics is picking up many instruments: he cannot adjust relative levels with mixing. He has to get a good ratio of reverb to direct sound also with mic placement.

The stereo microphone

To produce a good stereo effect, there are again two different approaches, but actual practice tends to move a little between the two. The first uses microphones well separated for the two sides, and may employ mixing to increase the separation effect. This approach, very widespread in American record production, often gets a sense of big "space" in the pickup but may be somewhat imprecise in the assignment of the apparent positions of the instruments across the stage.

The other extreme in stereo pickup uses "coincident mics," two mics in exactly the same horizontal position in front of the musicians, with the directional pattern of one oriented toward the left and the other oriented toward the right. Coincident mics avoid all problems with interference and phase irregularities, and moreover are very "pure" in the assignment of apparent locations to the instruments.

Finally, how does the video camera affect microphone technique for live music? For popular music being televised, virtually every form of low-visibility mic has been used. Many pop groups are using RF mics, concealed on the musicians or blocked from camera view near them. Lavaliers can also do the job. Lavaliers are now, in some cases, being clipped directly on the instruments, and this can be a successful concealment plan: the ultimate is probably the lavalier inside a drum.

Some pop music shows, of course, use on-stage mics as part of the show, and mic visibility becomes a plus factor.

For serious music there are also many solutions to the problem. On large stages there are often ways of concealing mics from view. Those will ordinarily be standard omnis or cardioids: the RF mics and lavaliers have not yet won a large following here, although some use has appeared. Ingenuity in mic concealment has become the rule in most large-music television programs. For example, a leading producer used very small condenser mics on the ends of thin cables hanging from the ceiling for a TV opera. The mics were no bigger than the cables; these were black in color and faded into the background. Without being told that the mic cables were there, the viewer would never see them.

In conclusion, mic designers *are* meeting the many challenges of live broadcasting. They constantly keep improving the technology as broadcasting's needs proliferate. **BM/E**

Editor's Note: An excellent guide to microphone design and use is "The Microphone Handbook," by John Eargle, Elar Publishing Company, Plainview, NY.

Perfect Timing

SMPTTE

EQUIPMENT THAT YOU CAN AFFORD



ES261 is an eight digit SMPTE/Time Code Generator, capable of drop frame or non-drop frame operation. **\$750**



ES253 Eight digit reader, displays Hours, Minutes, Seconds and Frames.

Reads at play back speed, has "freeze" control. **\$454**

ES254 BI-Directional, Multispeed (1/20 to 20 times), eight digit reader with "freeze" control. On loss of code, displays last valid code read. **\$675**

AND FOR OFF-LINE EDITING **ES255** SMPTTE IN/VIDEO OUT



ES255 is an eight digit, multi-speed, bi-directional SMPTE reader which adds the SMPTE input to your video. You can now "burn" the time code into the video portion of your tape, or feed a monitor directly. **\$995**



Write, Wire or Call: (213) 322-2136
142 Sierra Street, El Segundo, CA 90245

Circle 138 on Reader Service Card

Tele-Measurements means total mastery in data, RF and video communication systems.



A company's image depends on who's doing the looking.

In Atlantic City, we're known as the people who designed and installed the very sophisticated casino surveillance and control systems for Playboy and Tropicana casinos.

Leading network broadcasters like NBC, and innovative cable companies such as Warner-Amex and Vision Cable, know Tele-Measurements primarily as the builder of their custom-designed mobile production vans and studios.

Our reputation also rests on the complete type "C" CMX editing suites we designed for leading post-production companies as well as on the professional TV studio and distribution systems at Montclair State and Essex County colleges.

We take new developments in stride, as witness the "local area" network we have just completed at West Point,

which can connect data, voice and video channels into an integrated system linking classrooms, laboratories, instructors' offices and barracks.

For the past twenty-one years, Tele-Measurements' project engineers and technical services departments have been deeply involved in the design, installation, and on-going support service for over 2000 communication system installations.

Electronic communication has made tremendous strides in the past two decades, and Tele-Measurements has set the pace in this important race. When it comes to solving your communications needs—in broadcasting, sophisticated surveillance and control, tele-conferencing or data networks—you'll find Tele-Measurements way in front.

For more information about our services and capabilities, call or write:



TELE-MEASUREMENTS INC.

Headquarters: 145 Main Avenue, Clifton, N.J. 07014

201-473-8822 212-581-9020

Atlantic City Office: 1616 Pacific Avenue, 08401
609-345-2670

See us at the Video Expo N.Y. show, Oct. 19-21 (Booth Nos. 7, 8 and 9), and at the Mid-Atlantic Cable show, Oct. 26-28.

Circle 139 on Reader Service Card

www.americanradiohistory.com

Sync Timing the Live Remote

Engineering solutions to timing live remote productions range from framestores to equal wiring lengths. Engineers from stations and teleproduction facilities reveal their favorite methods.




LARGE-SCALE LIVE REMOTE productions present numerous logistical problems to the broadcast engineer, who must coordinate trucks and equipment to come up with a clean signal that meets all broadcast specifications. A crucial part of this operation is sync timing, and engineers have developed a variety of ways to insure that all pieces of gear are locked together properly and running to spec.

The frame synchronizer has simplified sync timing for the engineers who use it, but other solutions, such as delay lines and careful cable cutting, are still in use for mobile production. RS-170A has changed procedures for some engineers, while others say it hasn't affected their operations.

The frame synchronizer solution

Those who use it regularly say the frame synchronizer has solved most sync timing problems caused by incoming remote signals.

"Before the invention of the frame synchronizer," explains Dave Underhill, chief engineer of Boston's WCVB-TV, "you had to genlock to the remote signal to be able to switch synchronously or key." That was a dangerous practice, according to Underhill, because if a re-



Sync rack in NEP's SuperShooter II truck holds Tektronix 850 matrix monitor, 149A NTSC test signal generator, Type 520 NTSC vectorscope, and 1480R waveform monitor; Microtime delay line; and Fernseh TVP-1000 video proc amp and RC-1000 processor remote control units.

mote signal started to break up due to microwave fade or interference, in-house equipment could be affected. Frame synchronizers have done away with that, Underhill says, and WCVB has six MCI/Quantel frame and field synchronizers that are used almost interchangeably. Another item Underhill swears by is the Sony BVX-30, a frame synchronizer that incorporates color correction and video noise reduction to clean up microwave fade and help reduce video noise. Joining MCI/Quantel in the frame and field sync area are Microtime, Harris Video Systems, Digital Video Systems (now being acquired by Scientific-Atlanta), Fortel, Apert-Herzog, and Toshiba, all of whom introduced new units at April's NAB; ADDA, For-A, Grumman, NEC, and Thomson-CSF are other names in the field.

The station used the Sony unit along with Quantel synchronizers for its live coverage of the last Boston Marathon. Complicating sync timing problems was the large number of remote cameras: single units at various points along the route, one at the start, four at the finish line, one in a truck just ahead of the lead runner, and one in a helicopter circling above the runners. (The helicopter belonged to WBZ and was used for pool coverage, as was the lead camera.)

"The obvious way to handle all these unrelated remote signals is to route them through frame synchronizers," asserts Underhill. Two frame syncs are sufficient for this kind of operation, he says, allowing the station to switch

easily between microwaved remote sources, which come out of the frame sync perfectly timed and ready to integrate with in-house material.

Underhill pointed out one drawback of frame synchronizers, fortunately correctable. Since the frame sync delays video by one frame, if several are cascaded in a system a noticeable "lip flap" can occur, with audio starting just before the video. The answer, of course, is to parallel each frame synchronizer with a thirtieth of a second of audio delay. (No doubt motivated by this, Quantel introduced a digital audio delay at April's NAB show as a companion unit to its video frame syncs. Other makers of audio/video sync delays include Lexicon, Advanced Music, and MCI/Quantel.)

Other engineers agree that frame synchronizers are the way to go for handling remote signals. Reggie Thomas, VP for engineering for the Entertainment Sports Programming Network (ESPN), says, "If we have an outside source coming into the truck, such as an HL-79A camera, we run it through a Quantel framestore system, which is automatically timed to our truck. That locks the camera to the truck so that we can dissolve and fade and so forth." ESPN's truck also carries two ADDA frame synchronizers. Thomas uses the frame syncs frequently because of the increased control he finds they give him.

Dave Bird, manager of engineering at Video West in Salt Lake City, also regularly uses frame and field synchronizers. "They're useful when you're bringing in a signal that you can't time or phase because you don't have a reference to it, such as an ENG camera, a microwave remote, or possibly a signal from another remote truck that you want to tie in," Bird comments. For Bird, frame synchronizers are called for most often if a client wishes to use one of his own cameras that is not normally configured into the truck, or lacks a proper camera control unit. In such a situation the frame synchronizer lets Bird handle the extra camera as "just another source."

One piece of remote gear that causes few headaches, Bird points out, is the triax ENG camera. "Provisions in the triax systems allow you to time them regardless of how far away the camera is," he explains. "In fact, auto timing circuits in the camera control units themselves will make the adjustments to bring the camera back into time regardless of its length." Video West's Ikegami HL-79A triax cameras automatically retime themselves if cables are changed, as do most triax systems, according to Bird.

Costs vs. benefits

One New York production company, Unitel, tends not to use framestores except on customer request. Although he concedes the framestore's many advantages, Unitel's chief engineer, Norman Rosenshein, points out one disadvantage.

"You can't time code through a framestore," Rosenshein claims. "If you're time coding on both sides of the framestore, the two sides will be different; if you're only doing it on the output side it doesn't matter." Of course, this disadvantage affects mainly videotaped material, not live broadcasts.

Roger Stevenson, engineer at New York's Continental Colour Recording (CCR), concurs on the usefulness of frame syncs but seldom uses them.

"They're an expensive item," Stevenson complains.



MOBILE VAN Completely Systemized

Aluminum Cube Body 14' long, 90" wide, 80" high

\$239,000

- 3 **Hitachi SK81-3** Tube Broadcast Color Cameras with all equipment for studio and ENG use
- **VITAL** Switcher VIX-114-10A
- **DPS-1** Time Base Corrector
- 1 **Convergence** Editor ECS90
- 3 **Sony** 3/4" VTRs 5850/5800/5800
- **Tektronix** Text Equipment
- 3 **O'Connor** Fluid Heads
- Tripods with spreader and dollies
- **Knox** K128 Mod 8 Character Generator with multifont
- **Yamaha** Audio Board 8 x 4
- Audio/Video patching
- Test Switcher
- Fully monitored, B&W and Color
- On board power & air conditioning
- **Designed to accommodate Hitachi one inch VTRs**
- **Triax** adaptors also available

For prompt delivery, call Bob McTamney at 215-223-8200



LERRO

ELECTRICAL CORPORATION
COMMUNICATIONS SYSTEMS DIVISION
3125 North Broad Street, Philadelphia, PA 19132

Special Report: Live Broadcasting

Inside Unitel Video truck, operator checks camera outputs on monitor wall.



"If we were a network we'd have a lot of them, but we don't have enough need for them to justify buying one. But they're a catchall for everything—a very good device to have on any truck when you're doing remote operations."

Stevenson has his own ways of working without frame synchronizers, even in complex situations like the Islanders hockey games at Nassau Coliseum, at which CCR serves several clients at once.

"We'll have three or four different clients doing their own shows in two or three of our trucks simultaneously," Stevenson relates. The main client in recent years has been the Canadian Broadcasting Corporation, which uses the main truck for its *Hockey Night in Canada* feed. The other clients have been cable companies, such as Cablevision and USA Network, Stevenson says.

The remote is further complicated by the fact that the different clients share cameras from each other's trucks, and also sometimes share tape machines for the videotaped material. "Things have to be timed back and forth, and you run out of ways to time them," Stevenson sighs. "Frame syncs are the best way, but if the budget doesn't call for it we use delay lines. Sometimes we've just taken coax cable and cut it to the proper length to make things time in properly, but that's really fudging it."

"If the Canadians are taking two or three cameras from another truck, we can lock those two trucks together and have the cameras come in time. But if they decide to take program from that other truck, it won't be in time with the cameras because the cameras are coming directly from the truck and not through the switcher." In that situation Stevenson times program to feed the other truck, then adjusts the encoders on the cameras to make them come in time. If that isn't possible, he adds or subtracts cable or uses delay lines.

Unavoidable delays

Delay lines remain an often-used way of correcting for slightly out-of-sync signals, and most engineers we talked to said they used them at least occasionally.

"There are still times when you have to add delay lines to get everything to time in," admits Curtis Allin, engi-

neer at AVT Television Productions of Knoxville, TN. Allin says he carries about a dozen Matthey and Allen Avionics delay lines on *The Performer*, AVT's large production truck, and moves them around as needed to clean up signals. The delays are used most often with outboarded Chyron character generators or other graphics units.

"On the graphics especially," Allin notes, "the key signal and the video signal have to go into the system in time, or the border or edge will be early or late compared to the video." Delay lines, he says, provide a simple solution.

ESPN's Thomas concurs. "The major timing problem we incur is an outboarded character generator," Thomas explains, "or where we marry two or three trucks together. One truck is designated as master control and everything is timed to that truck, and that's where the delay lines come in, either going to or coming from the other units."

Tying together all the trucks used in a large-scale remote production, engineers agreed, involves designating one truck as the main sync source and feeding its sync to sync generators on the other units.

"The easiest way to do it," explains CCR's Stevenson, "is for each truck to have a sync generator that locks to a common source of sync from the main switcher. The feeds from the other trucks can then be sent to the main truck, and their sync timing compared to the local timing. Then their individual sync generators can be adjusted so that everything is in time when it gets back to the main truck. It's more or less a closed-loop system."

RS-170A: last word in sync?

Timing everything is a necessary routine for the engineer setting up for a remote. The standard procedure for Joe Balkan, mobile systems engineer for Northeast Productions (NEP) of Avoca, PA, involves letting equipment settle down for at least an hour after it's been turned on, setting the levels for each piece on individual video DAs, timing black from the Grass Valley 1600 7K production switcher to the Tektronix 1900 test generator, and then timing all the equipment to black and comparing their out-

The News & Sports Microwave People



Pictured here: Hughes 300 and BMS microwave, camera mounted omni and transmitter, portable yagi antenna. Truck mounted 2x4 di

Broadcast Microwave Services offers television broadcasters innovative ENG microwave equipment that allows you live dependable coverage at low cost.

Complete Helicopter Microwave Relay Systems

2 pound frequency agile transmitter allows versatility customized to market with up to 100 miles range.

News Truck and Car Microwave Equipment

Hi-performance antennas combined with rack mount transmitters, receivers and portable models gets your live broadcasting quickly and efficiently on the air.

Inter-City Point to Point Microwave Transmissions

Innovative unmanned sites with excellent antenna systems to provide the utmost reliability.

BMS, The News & Sports Microwave People

We specialize in ENG microwave equipment and provide the best quality and service to the broadcast industry. Call BMS for your microwave needs.



**Broadcast
Microwave
Services, Inc.**

7320 Convoy Court, San Diego, CA 92111 Phone [714] 560-8601 TWX No. 91033516

Special Report: Live Broadcasting

puts on a Tektronix 1480R waveform monitor. More tests follow, then a double check of the whole system and running the final output signal through a proc amp to strip sync and burst and regenerate them according to the amp's reference.

The timing procedure for NEP's new truck, now being built by Lerro Electrical Corp. of Philadelphia, will be much streamlined, Balkan reports. The entire truck will be compatible with RS-170A, which Balkan says "will be the latest in sync systems." It will allow him to replace his present method of monitoring sync with a waveform monitor or vectorscope with a simpler system involving only one instrument, the Lenco Videoscope, which allows the user to certify the correct sc/h phase relationship, comparing two signals on a monitor with a sine wave and a straight line.

"Our business is largely renting to the networks," Balkan explains, "and network crews often are not familiar with your equipment or your way of doing things. The Videoscope simplifies things because it's plain black-and-white in front of you—something you cannot misjudge."

As a side note, Balkan suggests that many engineers make the mistake of comparing sources on the auxiliary bus of the switcher in the transmission area of the truck. "Most people will say this is fine," he states, "but I have found that in comparing the output of this auxiliary bus with the actual program output from the switcher, it may be about a degree off. A degree doesn't matter much to 99

percent of the people, but if you're going to do it you might as well do it right."

Allin of AVT also checks all timing for the RS-170A-compatible Performer with a Videoscope. He notes that although the signal that goes out of his truck always meets the spec, it may not always be RS-170A when it reaches network headquarters. The other problem he had when he built the truck was that at the time, no RS-170A proc amp was available.

"I believe Grass Valley has now come out with one," Allin says, "and I plan to put in about half a dozen to clean everything up as it leaves the truck."

Most of the advantage of RS-170A, however, comes in post-production, where it simplifies color frame editing. Mixing RS-170A and RS-170 equipment can lead to problems, though.

"The biggest problem that comes with mixed RS-170 and RS-170A systems," asserts Bird, "is that you will find certain horizontal shifts that you can't get rid of. You can get everything subcarrier timed, but when it comes to horizontal timing of all the sources you may have problems." Because the master sync generator on Video West's truck is not RS-170A, Bird has occasionally had to force it to the new spec by carefully setting up its sync burst relationship to match newer tape machines.

Timing methods vary from engineer to engineer and from situation to situation. Whatever the method, though, the central theme remains constant: to get the cleanest possible signal out of that mobile truck. **BM/E**

**Tape to Tape
&
Film to Tape**

U.S. PAT
4,096,523
& others

COLOR CORRECTORS

The System 60XL The System 60B The System 30 and THOR MCI

By Corporate
Commun. Consultants Inc.
4250 Vets. Mem. Hwy.
Holbrook N.Y. 11714
(516) 737-0903



**ALL WITH
THE FOLLOWING
EXCLUSIVE FEATURES:**

THE RANGE FINDER™ ASSEMBLY for each analog variable with LED display, VERTICAL INTERVAL COLOR SWITCHING with AUTOMATIC TIMING COMPENSATION for 35mm and 16mm films - REFERENCE VALUES COMPENSATION that permits the alteration of all the scenes by a single color entry and the re-use of color correction values at later date - THE RETURN TO ZERO feature that provides the full range of

control at all times. TWO SCRATCH PADS AND CURRENT EVENT BUFFERS capable of re-calling previous scenes with or without additional alterations to each of them with equivalency to three independent panels, DIGI-TALK, and SOFTWARE PACKAGE OF DIAGNOSTICS that are resident in computer and accessible at all times without loss of memory content of previous corrections.

**SEE US AT
SMPTE BOOTH
159-160**

Circle 142 on Reader Service Card

THE WORLD'S ONLY FULLY DIGITAL TELECINE IS NOW IN AMERICA!

It's the MARCONI LINE ARRAY TELECINE B3410—the telecine that not only delivers a new standard of quality for film-to-tape transfers but can appreciably add to your productivity and profits!


The reasons are simple. The Marconi B3410's fully digital processing and CCD image sensors deliver an extraordinarily true video picture. And the Marconi B3410 does not require time-consuming tweaking, day-to-day adjustments and set-up arrangements that rob you of valuable hours of productive work.

The Marconi B3410 delivers full performance within two minutes from the time you switch on. Moreover, there is no registration

drift and no tubes to replace. It interfaces with all available color correctors, converts into all international standards and—by its very digital nature—is designed to have an exceptionally long life.

And, because the Marconi B3410 is distributed and supported by A.F. Associates—America's largest designers and builders of video systems—there is no lack of engineering backup and spares on both the East and West coasts!

For more information on specifications, costs and delivery, contact Richard Lunniss in New Jersey (201) 767-1000 or Noel Parente in California (213) 466-5066.



THE MARCONI LINE ARRAY TELECINE B3410

Now in America and only from

AAA

A.F. Associates

100 Stonehurst Court, Northvale, NJ 07647
1438 N. Gower St. Box 47, Hollywood CA 90028

SMPTÉ: BOOTH 841 SHERATON CENTER.

**NEVER BEFORE HAS
THIS VITAL
COMPONENT BEEN SO
SUCCESSFULLY
INTEGRATED INTO A
1" VIDEO RECORDER.**



SONY INTRODUCES A 1" VIDEO RECORDER TAILORED TO THE PEOPLE WHO USE IT: THE BVH-2000.

Because Sony probably has more experience selling and servicing 1" VTR's than anyone else, we're in an unequaled position to understand the wishes of 1" video users.

And now, Sony announces with fulfillment for the broadcast industry: the new BVH-2000 1" video recorder.

WHY "BVH-2000" WILL MEAN DIFFERENT THINGS TO DIFFERENT PEOPLE.

In broadcast recording, there is no such thing as one typical situation.

That's why there's no one single BVH-2000.

The BVH-2000 actually allows you to "design" the VTR you need for your own particular applications and budget.

You can choose among three different control panels—ranging from a basic model to one with virtually every possible feature and function.

And the tape transport system, signal system, and control section can either be combined into a single unit, or separated easily and installed in a 19" rack or console.

The BVH-2000 also gives you far greater latitude in setting up your entire recording system. Various remote-control connectors enable you to interface your system in a variety of ways for studio, mobile, and editing configurations. Direct interface with U-matic® and Betacam™ is possible, too. The BVH-2000



A range of plug-in accessories is available.

also has an optional plug-in time base corrector.

What's more, the BVH-2000's lighter weight and smaller size (almost 50% less than its predecessor) make it as ideal on the road as it is in the studio.


And because of the ever-increasing number of applications requiring longer program times, the BVH-2000 provides up to 2 hours of tape time.

A VTR THAT LEADS THE SIMPLE LIFE.

In the BVH-2000, unlike most other VTR's, microprocessors are used to their full advantage. All data necessary for servo control are channeled into a central processing unit, making the operator's control over all systems and functions simpler and more precise.

Life is made simpler yet by the fact that every necessary function control, metering facility, and electronic module is accessible from the front.

Even the way the tape moves through the recorder has been simplified. One innovation—an extremely precise servo mechanism



The BVH-2000 (shown with Type-III control panel).



Front access to all electronic circuits and modules.

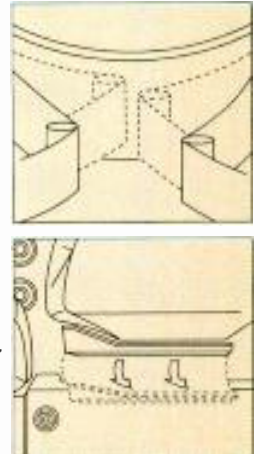
—permits the entrance and exit guide posts to move about 10mm away from the drum during threading. The result is the easiest threading system ever in a 1" video recorder.

THE MOST ARTICULATE VTR EVER BUILT.

The BVH-2000 removes much of the mystery from maintenance, too. It literally tells you about malfunctions—usually well before you'd notice them yourself—through a microprocessor-governed self-diagnostic system.

The system includes various alarm functions and numerous checks to confirm that everything is working properly. Most defects can be easily found—allowing for far less complicated maintenance and repairs, and reducing downtime considerably.

And because the best way to simplify maintenance

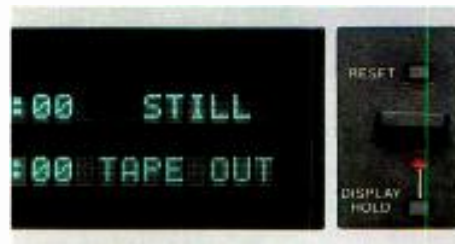


To simplify threading, guide posts automatically move away from drum, and audio head cover opens.

is by lessening the need for it, the Sony BVH-2000 has been designed to be virtually maintenance-free down to the last detail. For example, only brushless DC motors are used, and all incandescent lamps have been replaced with high-brightness LED's.

Other welcome advances include a greatly expanded dynamic tracking range (from reverse at normal speed to forward at 3 times normal); programmed play (allowing you to vary playback speed across a range of ±20% of normal speed); and video and audio confidence.

Remarkably, these are only some of the Sony BVH-2000's innovations. All of them add up to form the answer to virtually every need ever expressed by the users of 1" video.



Display board for self-diagnostics and other data-processing functions.

To find out how it can answer yours, write Sony Broadcast, 9 West 57th St., New York, NY 10019. Or call us in New York/New Jersey at (201) 368-5085; in Chicago at (312) 860-7800; in Los Angeles at (213) 537-4300; in Atlanta at (404) 451-7671; or in Dallas at (214) 659-3600.

SONY
Broadcast

Sony and U-matic are registered trademarks and Betacam is a trademark of Sony Corp. © 1982 Sony Corp. of America, 9 W. 57th St., New York, N.Y. 10019.




the trendsetters

Unquestionably the industry's standard of excellence in broadcast equipment

Most manufacturers meet industry standards; we exceed them. Our TOMCAT cartridge recorders/reproducers and BMX series of broadcast consoles deliver trendsetting on-line performance in broadcasting systems worldwide, from Boston to L.A., Australia to Great Britain. TOMCAT: simply the world's finest. Innovative design assures superb sound quality, reliability, and low noise operation. Our Maxtrax™ wide-fract fixed azimuth heads yield more signal, lowest phase error.

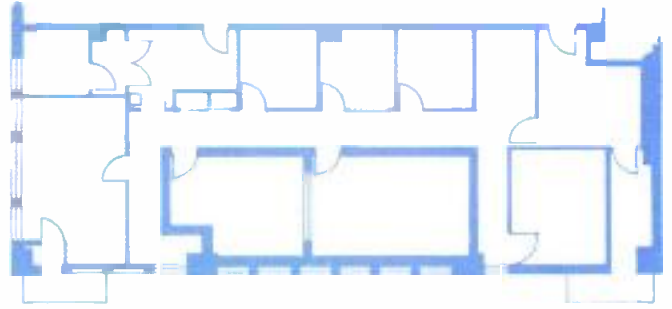
BMX, Series II: the ultimate in high performance mixing consoles. These compact units feature proven RF immunity and CMOS remote control flexibility, plus a choice of 10, 14, 22,

and 26 input mainframe configurations. A new mix module is now available to offer two mix-minus busses for telephone talk shows. All this in a no-nonsense panel layout! See why TOMCAT and BMX series have made us the industry trademark. Call or write today for free information on our complete line of equipment.



pacific recorders &
engineering
corporation

11100 roselle street
san diego, california 92121
telephone 714 453-3255



HOW TO BUILD THEM— RADIO STUDIOS THAT LIFT THE OPERATION

BY RICHARD P. SCHUMEYER

A SET OF STUDIOS for a radio broadcasting plant can be put together like a pick-up team for sandlot baseball, one item of equipment after another added and hooked to the others without much advance planning for compatibility or total effect. But a "pick-up" plant is most likely to cause many problems. It will almost surely be inefficient and costly to operate, with frequent down-time. And, without careful

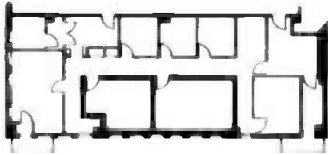
system planning and equipment selection, the signal quality will be poor by today's standards and the station will be unable to win the listeners it needs to stay in the game.

There is, moreover, no excuse today for poor planning of radio studios. The enormous expansion in the radio industry of the past 15 years has provided a great amount of experience in studio building. The advances in radio broadcasting technology have brought equipment and systems to a level of refinement well above that of a decade ago. As a result, systems planning has replaced the "pick-up team" approach when constructing a radio studio.

Richard P. Schumeyer is assistant director of engineering, Capital Cities Communications, Inc., owners and operators of 14 radio stations.



Operator, from his seat, easily starts cart machines or turntables or operates console (close on left).



FACILITIES DESIGN AND ENGINEERING

WHAT STUDIOS DO YOU NEED?

The format and mode of operation you have chosen and the intended scale of the operation determine the kinds and the number of studios for the plant. A basic popular music station, with roughly an hour a day of local news, plus top-of-the-hour five-minute national and international news, could operate with the following:

- On-air control/music studio;
- Production control room;
- Production/conference room;
- News editing/preparation room;
- News announce booth;
- Terminal/interconnect/tech operations room.

Additions to this basic set may be necessary for more elaborate operations.

For example, for an expanded local news operation, two or three hours a day, plus frequent documentaries and interview programs, add another news announce room, provide a separate news interview and conference room, and enlarge the news editing room. For large-scale production of commercials you need an enlarged production room with separate complete control facilities and a large announce room.

CHOOSING THE EQUIPMENT

The next step in the planning, in most cases, should be choosing the equipment that will go into each studio. The

particular choices should follow a detailed engineering plan of the station, which will most likely have been worked out by the chief engineer or an engineering consultant. Today any radio station in a market with strong competitors must have state-of-the-art audio equipment throughout the studios.


It no longer makes sense to split hairs over the exact percentage of distortion that is audible. You may ask, is there really any difference between 0.1 percent intermodulation and 0.01 percent intermodulation? The point today is that the lower figure costs little if any more than the higher figure, and the lower figure positions you firmly for the digital audio era.

FITTING THE STUDIOS TO THE EQUIPMENT

With the main large items of equipment chosen and assigned to each studio, it is extremely desirable, as recommended in an earlier article in this series, to prepare flat scale models of each item of equipment and fit them into scale drawings of the studios. This procedure defines the space needed in each studio, and avoids problems that would be very costly or impossible to correct later.

You must include in the space calculation not only equipment but *people*: how many will work in the room? Can each person move freely without getting in the others' way? Will there be a comfortable and efficient place for each person to work?

On this last point, very careful and detailed planning is essential for true efficiency in the studio. Before settling on the final disposition of equipment and working spaces the planner should study a text on human factors in engineering. An on-air studio is a lot like the cockpit of a large airplane. There is a small space and many devices to oper-



On-air room at Cap Cities' WPAT has all equipment in easy reach; studio is viewed in the front, automation at left.

Regarding compact consoles...

For the first time, a truly professional compact console...the new JH-800 from MCI.

The world's most experienced console designer now offers the same features and performance you've come to expect from larger MCI studio hardware...all in a compact configuration that provides a professional solution to your location recording, video production and outside broadcast needs.

The JH-800 is packed with features never before found in a console of this size. 12 inputs with four VCA groups. Two stereo mix busses. Multi-way input connectors. Four sends for effects and foldback. Three echo returns. Separate, balanced, transformerless XLR line and microphone inputs for "studio style" overdub and monitoring capabilities. Exclusive MCI Broadcast Logic signal flow. A comprehensive communication system with talk-to-cue and independent two-way communication for up to three different locations. And that's just the beginning.

The new JH-800 from MCI. A truly professional compact console.

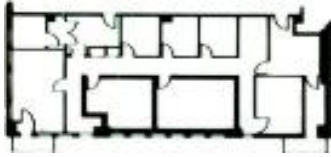


MCI just built one for the pros.



A Division of Sony Corporation of America

1400 West Commercial Boulevard, Fort Lauderdale, Florida 33309 USA.
Telephone: (305) 491-0825 Telex: 514362 MCI FTL



FACILITIES DESIGN AND ENGINEERING

ate quickly and accurately. The disposition of the equipment must enhance human reaction times, vision, reach, and so forth.

Will the studio be for sitting or standing operation? The two have very different requirements and the design should not try to straddle or compromise. The sitdown plan is inherently more efficient because the operator can reach farther. The sight lines obviously are different for the two modes as well.

In sum, the operating position must be fitted to the operator, to his or her reach and vision, with the maximum of comfort. The operator must have within easy view everything necessary to do the job. Material to read while working must be positioned at eye level, and well-lit (more on lighting later).

In getting the space in the studio worked out, don't forget storage cabinets, desks, cart racks, equipment racks and other subsidiary equipment. The final layout of every studio is unique and related to the operation plan of the station, including the work relations of people in the room.

An element of the studio too often skimmed on is "white space," tables and countertops for the many smaller items that the operator uses, such as logs, schedules, copy material, telephones, two-way radio equipment, video read-out for automation, and weather equipment. Figure the white space the operator is likely to need, and then, to avoid later clutter, add at least 50 percent more.

COMFORTABLE MAINTENANCE

Every piece of operating equipment must be placed so there is ample space for maintenance and repair, a principle universally understood but too often ignored. Furthermore, the maintenance access should be *comfortable* and easy for the technician to use, an element of efficiency in studio operation that is not an extra, but a necessary condition. The telephone company never puts a telco repairman on his back in a dark space, and this is not from concern for the repairman's emotional well-being, but for the cost-effectiveness of the job.

WHERE TO PUT THE STUDIOS

The disposition of the studios on the operations floor will be guided mainly by work flow patterns and by noise control considerations. As recommended in an earlier article in this series, prepare a rough layout of the proposed studio placements, and enter on it lines indicating the main work flows. The data for this diagram must be developed in consultation with working personnel.

When an approximate work flow pattern has been laid out, the studio planners can see immediately whether any rooms are badly placed, and whether the main work flows are well accommodated with short-distance passageways. The rough layout can be revised as necessary.

ACOUSTICS: SOME SOUND IDEAS

As an aid to noise control, it is helpful to have "loud" rooms, spaces with high-level monitoring, separated by quiet rooms or passageways. As a prime aid to resonance-free sound, any room in which a live microphone will be

used should be of an irregular shape to minimize the room modes that can seriously degrade the sound reaching the microphone.

Use as much sound-absorbing material on the inner surfaces of live-microphone rooms as you can afford. If the sound comes out too dead, it is much better to add reverb electronically downstream.

A further goal of acoustic design is to get all on-air studios to sound as much alike as possible. It is disturbing to the listener to have the acoustic quality change sharply when the program feed shifts from one studio to another.

Other elements of the studio that must be chosen for proper acoustic performance are the glass in viewing windows and the doors. It makes no sense to install expensive specially designed walls to isolate sound only to have easy noise entry through the glass and the doors. The doors should not be side by side on adjacent walls, flanking each other, nor directly opposite each other in facing walls.

These principles of acoustic design may require complex handling in individual cases and an acoustic consultant will often be an excellent investment for the studio builder. That is especially true if there are difficult-to-control sources of noise either inside or outside the building.

PUTTING THE MUSIC ON THE AIR

Probably most stations programming popular music today use carts to put the music on the air. If this is your means of operation, be sure you have enough cart machines at each on-air station to play a cluster of events (say seven to 10) without dead air and frantic cart shifting if a machine goes down. There should be extra cart capacity that can go on the air in a couple of seconds if needed.

If all music is to be aired from carts, you will not need a turntable in the on-air studio. If you want one there for occasional disc play, have a flat tabletop that covers it to add to white space when the turntable is idle.

Your production room will need at least two turntables, mounted on shocks to isolate them from room vibration and acoustic feedback. The feedback may be masked during recording, but will show up when the recording is played as a muddled, indistinct quality in midfrequency sound. The turntables must load the shock mounts to their design weight, or vibration will not be kept out. We have found sterilized "play sand" in plastic bags a handy way to do this.

WHAT GOES ON IN THE NEWS AREA

The separate news preparation and on-air rooms allow editing and recording to go on without interfering with the on-air newscasts. Before assigning space to the news operation, decide how many people will be needed. The editing and preparation room must have a separate work station for every person who will be on duty at any given time. At each work station you must install at least a tape recorder, one cart machine, a line switcher (multiple input selector) for connection to all news sources, inside and outside the plant, a decent monitoring system so the person at the editing station can hear how the material sounds on the air, and a decent telco interface. He also needs a typewriter for preparing copy.

However, incoming news feeds of actualities or other live material should not be heavily equalized, compressed, or otherwise strongly processed on their way into a newscast. A light AGC can be used to reduce the great

Dramatically improve your FM performance . . .



The New Harris MX-15 Exciter

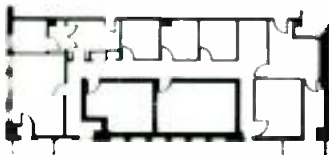
Unequaled audio performance and specifications. Wideband input FM Noise (S/N) is 80 dB! Equally impressive are CCIF Intermodulation Distortion measurements. Using 14/15 KHz test tones, distortion products are over 60 dB down in stereo mode...over 80 dB down through the wideband mode! Wideband 60 Hz/7KHz 1:1 Intermodulation Distortion is .02%.

A truly balanced, floating composite input eliminates ground hum pickup. The exclusive adjustable hum bucker nulls out extraneous magnetic fields

unique to your installation. New construction techniques reduce susceptibility to microphonics. And at maintenance time, you'll appreciate the ease of accessibility to modules.

The Harris MX-15 outperforms *any* other FM exciter in these and other key performance areas. And it's the heart of Harris' complete line of FM transmitters. For more information, contact **Harris Corporation, Broadcast Division, P.O. Box 4290, Quincy, Illinois 62305-4290. 217/222-8200.**





FACILITIES DESIGN AND ENGINEERING

variation in level of actualities, but heavy processing at the news input is likely to fight the downstream processing you may use, with very bad results. Besides, if you spoil news material in the initial processing you cannot replace it. And there will usually be no time in a news operation for careful processing of the input material.

The on-air news room should have its own mixing console, a microphone for each announcer, and at least three cart machines so the news man can put on the air his own show with all the inserts he has to play—actualities, jingles, public service announcements—without tying up other equipment in the plant. The news room can appear on the main on-air console as single switchable source. This production independence in the news operation is especially important if you will put on such news shows as "The Week In Review" or documentaries. If a substantial quantity of extended news-show production is in your plan, you will probably need two completely equipped on-air news-production rooms.

Some radio managements equip the news operation with consoles, cart machines, tape recorders or other equipment that are no longer "good enough" for the music programming. It is a serious error. For many stations a strong, attractive news operation is an essential part of profit making. Top-grade sound and efficient operation are just as necessary in producing news as in music programming. The news crew needs the same quality of equipment you give the music programmers, and today that means the best you can get.

In some ways, in fact, the requirements are more stringent in the news operation than in the music programming. You often need better control of noise and more headroom in newscasting because the material coming in

has wild variation in levels and in noise content, and your equipment can easily be overloaded. The material used in music programming has already been leveled with a good signal-to-noise ratio maintained, often with compression that simplifies putting it on the air.

LIGHTING DESIGN

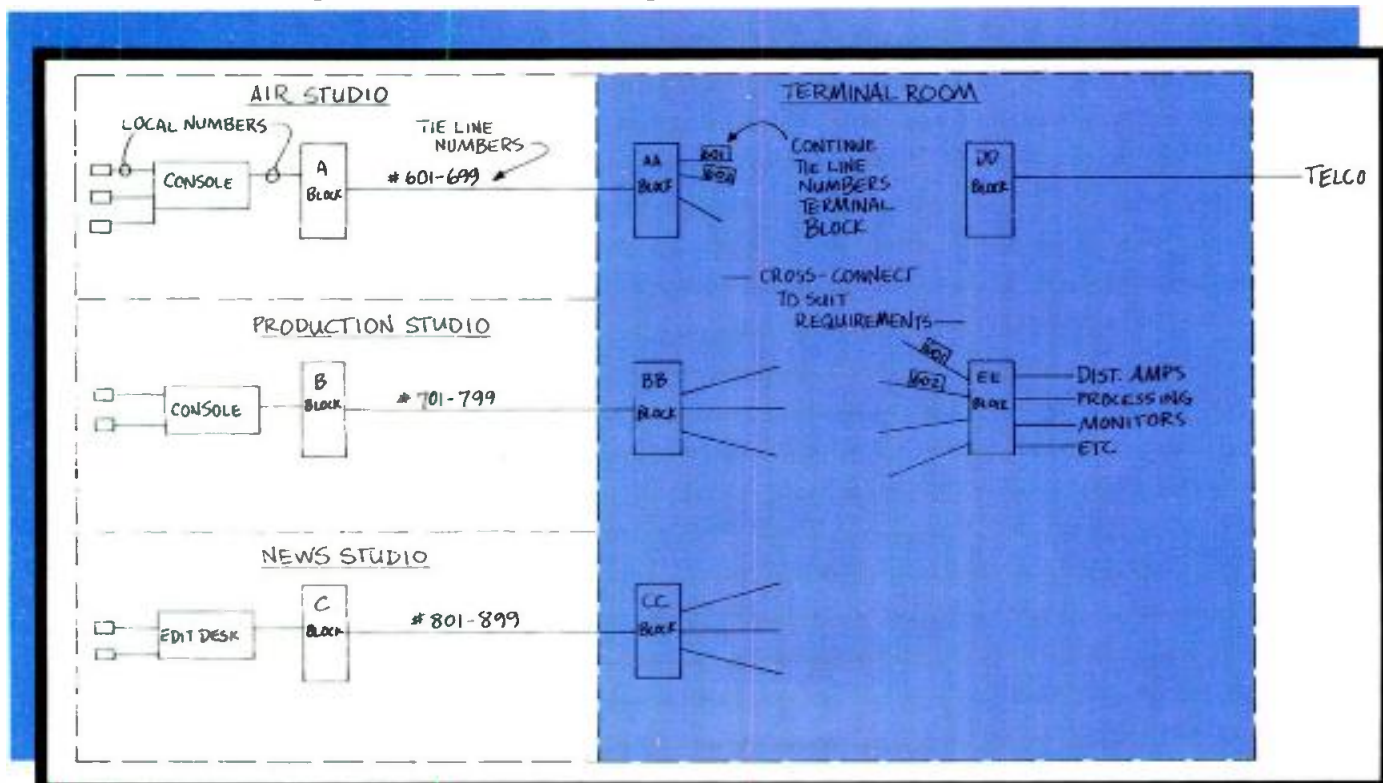
The lighting in studios is often poor, which can seriously hamper work. Efficiency suffers not only from poor visibility, but also from an uncongenial ambience. On-air personnel work much better in pleasant surroundings and proper lighting is a vital part of it.

Fluorescent lighting to some is too "cold," in which case incandescent lights on tracks are better. With a dimmer control in each studio, the operator can adjust both the position and the intensity of the lights to his taste. Inexpensive color filters can also help set the mood for the operator, a strong factor in performance. In most studios two 150-watt spots to light the console and copy areas, with side lights for the rest of the equipment, are adequate. Also it is better not to have sharp changes in lighting from one studio to another.

CONNECTING THE STUDIOS

We have settled on the use of a "terminal room," an engineering center, as the hub of a hub-and-spoke system that connects studios into an operating whole. Audio cabling from each studio runs only to the terminal room and all interstudio connections are made there. In this way the terminal room becomes a very efficient technical operations center, where all audio processing can be done, all tests and adjustments carried out. The stereo generator and the studio transmitter link can be installed there as well.

For making the connections, you need a reliable high-density termination system. Christmas tree blocks are good, but they take considerable time to install and require extra soldering work. Barrier strips are also good, but you have to put a lug on each conductor end, the system takes a lot of room, and also takes extra time to install.



Overall block diagram shows "terminal room" system, with groups of cable numbers assigned.

The New Benchmark Improved In Four Important Ways!

No. 1 Cart Machine

Today, one out of every two broadcast cartridge machines purchased worldwide is an ITC Premium Line machine.

Now, four new features make this first-choice line an even greater value.

Improved Frequency Response

The head is new. The open-faced design is cylindrically shaped rather than hyperbolic. MuMetal laminations are surrounded by epoxy filler impregnated with aluminum oxide particles for shielding and durability. Core windows are wider than conventional designs. The end result is greatly improved frequency response without low end humps and bumps.

Removable Head Module


True center pivot design. Azimuth, zenith and height adjust independently. Locking one does not affect the others. Steel ball pivots and longer azimuth arms permit finer tuning.

Improved Tape-Head Alignment

New cartridge positioning system assures precise, rigid alignment of tape to head even when insertion is hurried or careless.

Long-Life Pressure Roller

The 525K pressure roller offers twice the pulling power and extended life. Tolerates common cleaning chemicals. Holds its durometer even in high humidity.




New Cart Hold Down




New Head Design



New Pressure Roller



New Removable Head Module

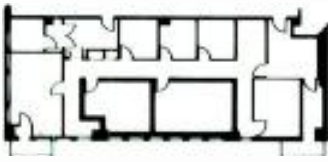


To place a no-risk order
CALL TOLL-FREE
800-447-0414
From Alaska, Hawaii, Illinois
call collect; (309) 828-1381



International Tapetronics Corporation,
2425 South Main Street,
Bloomington, Illinois 61701

Marketed exclusively in Canada by McCurdy Radio Industries, Ltd., Toronto



FACILITIES DESIGN AND ENGINEERING

Telephone-style punch blocks cut the insulation and make a tight contact with the conductor. They are very easy to change, and you can keep shield continuity if you want. They handle solid or stranded wire equally well, with excellent reliability.

PLANNING THE CABLING

Putting in 40 to 50 pairs of audio cables between each studio and the terminal room sounds excessive, but you will never be sorry later that you have spare cables in place. Use individual pairs, not multi-cables with many pairs in one casing. The latter are less flexible, harder to put in, and harder to terminate than individual pairs.

However, before a single cable is pulled, the whole cable scheme must be completely documented. Use good-sized drawing paper, at least 17 inches x 22 inches. The first part of the documentation is a large drawing showing every major item in the studios, with the main cable runs indicated by single lines on the drawing.

After the overall diagram is complete, take each area and expand it into a complete, detailed block diagram. Then you can number every cable in the plant, with the numbers shown at each end next to the equipment the cable connects to. Also show the terminal numbers of each device in the system.

With every cable numbered, you then prepare cable sheets, which are lists of all the cables showing for each one the number, the source, the termination, any intermediate connection, the function and the circuit name. You can also show on the cable sheets the handling of shields.

All ac and telephone lines, and control circuits, should be documented on separate sheets in the same way. You need a wire marker showing the number at each end of each cable before you start. It is a good idea to have a double set of numbers so you can immediately replace any that get lost or destroyed when the cable is dressed and the final connection made.

For the audio cables shallow, broad trenches in the floor with the cable coming up into the equipment, for example into the pedestal of a console, are effective. This is less flexible than the raised floor, but large consoles and other main items of equipment are rarely moved after initial installation. Even if you change consoles or cabinets, the room dimensions usually dictate where the consoles must go, and require that the large items stay in the same relative positions. Some disadvantages of the raised floor are the changes in level, with ramps necessary at various points, plus the comparatively high cost.

A wide shallow trench about 2 inches deep by 6 inches wide reduces sound transmission from room to room through the trench. Plan straight runs so that intermediate pull boxes will not be needed. By eliminating the need for top access, the trench can be covered.

A multiple-compartment duct will give space for telephone, ac, and control circuits. Do not run the duct from one room through another operating room on the way to the terminal room. Instead, use the hallways or other nonoperating passages to get the duct to the terminal room. All the duct runs, again, come from each room where the ac and so forth is delivered into the terminal

room—there is no “looping” from operating room to operating room.

THE “HOUSE STANDARD” SIGNAL

Whatever the engineering design of the studios, it is most desirable to have a uniform audio level maintained throughout the distribution system and at each interface. The popular way to do this now is with constant voltage distribution, that is, the source impedance at each interconnection is quite low, on the order of a few ohms, but the terminating impedance is at least 10 times as large, for maximum voltage transfer. Nearly all modern broadcast equipment units follow this system. Thus there is little need for power-matching in modern studios, unless there are cable runs of 1000 feet or more.

The usual choice of the standard level is +8 dBm, referred to a 600-ohm load impedance. Every unit should be set to produce a signal at this level. With the system thus uniformly set, units can be interchanged or replaced for service, or bridged into the system, with no matching problems.

All major system circuits, as well as signal sources that come from the outside, should be fed to distribution amplifiers that will bring the signal to the standard level and isolate each signal from other circuits.

AC POWER DESIGN

Everybody knows that ac power cannot be run into a set of studios like temporary lights into a building under construction. The placement of the ac conduits must be part of the wiring plan from the beginning, with good separation from audio lines, and conduits placed for convenient delivery where the power will be needed.

Branch circuit isolation is very important. Critical circuits should be split over several circuit breakers so that one unit going down will not take out several others. For example, split the row of outlets on the back of a rack between two or three breakers, and always have a good proportion of extra outlets. Then if one unit takes out a circuit, you can plug other units into good outlets while you run down the trouble.

Every console should have a separate circuit, and a group of cart machines should be spread over two or three circuits. The lights should all be on entirely different circuits from the equipment, so a lighting failure will not take out any part of the studio.

When wiring the ac, always use the green wire, insulated from everything else, for ac ground. Never use the conduit or BX shield for ac ground. Run the green wire separately to an isolated grounding bar in the circuit breaker panel. Connect the bar to station ground there. Do not bond the neutral wire to the case, conduit, or any other ground in the system. The neutral wire is connected to ground by the power company at the service entrance *only*.

Do not connect a ground to the neutral wire anywhere else in the plant. The neutral wire in complex installations can be as much as 10 volts above ground, and a ground loop will feed this into audio circuits.

If you put the care and effort into designing and building your studios that they deserve, you get not only efficiency and top-grade sound but also peace of mind about the technical instrument in your hands. In the coming decade, with the pressures on radio stations certain to increase, that peace of mind will let you put maximum force into the creativity, the programming and business initiatives that will be necessary. **BM/E**

The first 8-days-a-week logger.



The Dictaphone Veritrac SL.

Whether charting the hits or checking the spots, Dictaphone's new Veritrac SL voice communications recording system is practically indispensable. Here, in a package you can lease for as little as \$99 a month, is recorded testimony to what you've aired. Uninterrupted by tape changes. 24 hours a day.

What's more, the Veritrac SL is modular. It can be configured to meet your station's specific needs. Providing recording time of up to 8 days. And it has something else going for it. Dictaphone reliability and service.



Dictaphone

A Pitney Bowes Company

Circle 148 on Reader Service Card

www.americanradiohistory.com

For more information on the
Dictaphone Veritrac SL system,
fill in the coupon or call toll-free:

800-431-1708

Except in Hawaii and Alaska
(in New York call 914-967-2249)

Name _____

Title _____ Phone _____

Station _____

Address _____

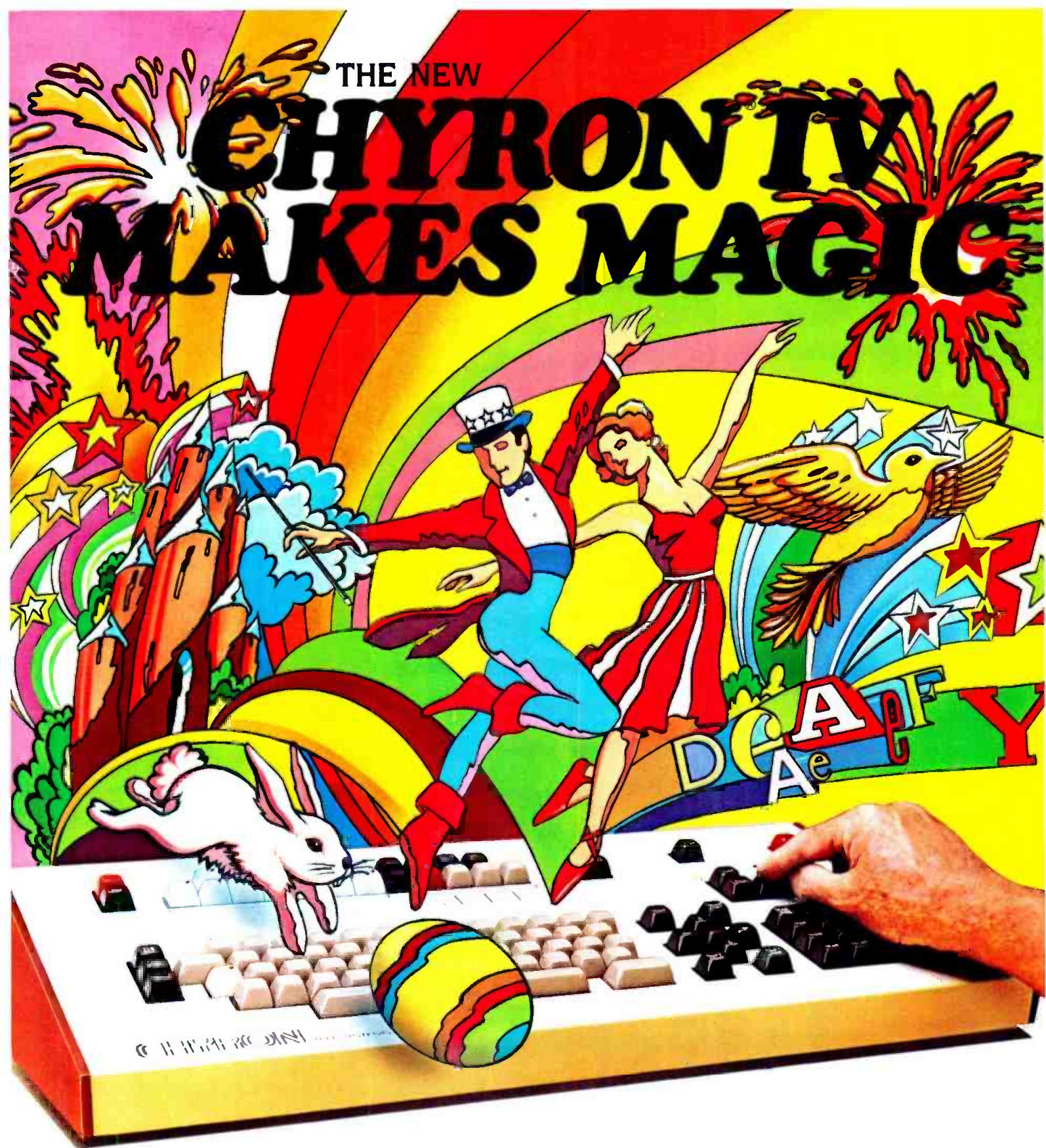
City _____ State _____ Zip _____

**Mail to: Dictaphone Corporation
120 Old Post Road
Rye, New York 10580**

Dictaphone and Veritrac
are trademarks of Dictaphone Corp., Rye, N.Y. PBME-102

THE NEW

CHYRON IV MAKES MAGIC



The electronic magic of the new CHYRON IV is at your fingertips: 512 color choices...animation...multi-color characters...independent background graphics...advanced camera font compose...digital drawing tablet...special effects...as well as the widest assortment of font styles and sizes available. And you don't have to be a magician to work the magic. CHYRON IV is still easy to use, totally versatile, and provides unsurpassed resolution. Perhaps best of all, earlier models of CHYRON IV

can be retrofitted to provide all of the features of the new CHYRON IV.

So, isn't it time to bring a little magic into your television production? Call or write for all the details on today's most sophisticated and versatile electronic graphics system. CHYRON IV. The magician's choice.

Follow the Leaders with
CHYRON
 TELESYSTEMS

A DIVISION OF CHYRON CORPORATION
 265 Spagnoli Road, Melville, New York 11747
 • 516-249-3296 • Telex: 144522 Chyron Melv
 Ampex International is exclusive distributor for
 Chyron Graphics Systems outside the U.S.A.

Circle 149 on Reader Service Card

TELECINES: A POSITIVE EXPERIENCE WITH NEGATIVES

Advances in telecine technology now enable programs to be shot on film, then inexpensively transferred to tape for editing.

By Frank Reinking and Brad Hunt

THE QUESTION USED to be "film or videotape?" and could the two media for recording, post-production, and displaying programs co-exist? New developments in improved film-to-video interface devices have made that question moot.

If you can successfully interface film and video, then the most appropriate medium can be selected for each stage—origination, editing, and display—needed to bring programming to viewers. There is strong evidence that the wind is blowing in this direction, and that it is picking up velocity every day. During the past several years approximately 50 post-production centers have installed state-of-the-art equipment for transferring film to video. These installations include film labs and video editing facilities. Also during this same period, many broadcasting centers and TV stations invested capital in upgrading or replacing older telecines with new electronic equipment which significantly improves the on-air look of film.

The pace of these activities is accelerating. Rank Cintel is generally credited with providing the spark which ignited renewed interest in film-to-video transfer technology. The London-based company has been selling telecines, primarily to television stations in the western world, for nearly 40 years.

Neil Kempt, who heads the company's operations in the U.S., reports that Rank Cintel currently has more than 600 telecines in worldwide use, primarily at TV stations and broadcast centers. However, the company didn't penetrate the American marketplace until after it exhibited a flying spot scanner modified for post-production use in the United States (i.e., for 525-line scan) at the Chicago NAB Show in 1976.

Even then, Kempt is quick to admit, there weren't herds of buyers beating a path to his doorstep. However,

Frank Reinking is a product associate and **Brad Hunt** is a product specialist with the Motion Picture and A/V Markets Division of the Eastman Kodak Company.



An engineer checks the scanner assembly for the Bosch CCD telecine. Film—16 or 35 mm, positive or negative—is moved continuously past the solid state elements.

the flying spot scanner that Rank Cintel showed at that NAB did have several features which caught people's attention. Instead of being sprocket-driven, it used a capstan to move film. This eliminated the possibility of torn sprocket holes and reduced the potential for film scratches. Also, the film was scanned while it was in continuous motion rather than being moved intermittently; the smooth motion further assured safe handling of film.

Add to these design features a capability for switching the telecine between "positive-to-positive" and "negative-to-positive" modes, and you have the stuff that technological revolutions are made of. The bottom line is that it convinced some people that the Rank Cintel flying spot scanner could logically be used to transfer original color negative film to first-generation quality video. That, when combined with other features, could lead to a quantitative leap forward in the quality of the film-to-video interface.

The first of these units was delivered to Rombex, in New York City, in the summer of 1977. It took some time for most filmmakers to digest the concept of using an orig-

Telecines

inal negative (or even a color reversal intermediate) for making a video transfer. In fact, the idea is still difficult for some to accept.

Nevertheless, success is a powerful motivation. The video transfers made directly from the original negative looked terrific, and it didn't take too long for the news to spread. Sometime in mid 1981, Rank Cintel installed its sixtieth machine in the U.S.; all are now being used for post-production work, commonly with original color negative film.

Even while Rank was establishing its beachhead, parallel film-to-tape transfer devices were being developed by a number of other companies using charge coupled device (CCD) solid-state image sensing. Fernseh was the first out of the starting gate. The company delivered its initial four units in 1981, and its latest model, the FDL-60A, is generally being rated on a par with the Rank Mark III as far as image quality and special features are concerned. Like the

dollars that have been invested in equipment for video origination and posting during this same period, you also have to ask why so much commercial production is still being done on film. One measure is the Clio awards, where the statistics speak for themselves. Year after year, when the people who make commercials select the best, 95 to 100 percent of the winners are film-originated. And this holds true even in the low-budget local commercial competitions, where much more video is being originated than film.

The percentages are much the same for prime-time entertainment programming. Some 75 to 80 percent of prime-time network shows have been originated on film year in, year out for the past decade. Prior to that, the percentage of film-originated programming was generally lower, since there used to be more game and variety shows. Now, when the percentages are nudged a point or two in favor of film or video origination, it generally re-

Color corrector for a scene being converted on a Rank Cintel MK3B telecine. The equipment permits the operator to pick out a single item in a scene by its color, then modify it without affecting the rest of the scene.



Mark III, the FDL-60A also uses a capstan drive and transfers images from the film while it is in continuous motion. The capstan drive has completely dispelled early fears about potential original film damage.

Even more recently, at the 1981 NAB, Marconi introduced its CCD solid-state telecine, again advancing the state of the art. Variable speed operation is a standard feature of this system so that not only can film shot at 24 frames-per-second be automatically converted to the 30 fps video rate, but time compression and expansion can be introduced *while the negative is being transferred* to speed up or slow down the action and introduce special effects.

Despite the advances being made in television and electronics technology, the use of film is continuing. This is neither an accident nor the result of a tradition that is dying hard. Some 75 percent of the 25,000 national and regional commercials made in the United States every year are originated on film. This represents slippage of only around six or seven percent since Kodak surveyed ad agencies and TV stations in 1968. These figures come from surveys and analyses of film sales.

When you consider all of the hundreds of millions of


flects a shift in program content rather than a movement toward the use of one medium or another.

The reality is that there are types of production which can be done better and more efficiently on film. This includes action-adventure series, movies, mini-series, westerns, and many sit-coms where the humor is visual. There are also certain types of programming where video production techniques are more convenient. These include live sports, variety, game and other panel shows, and sit-coms where the action is more static or controlled.

Though camera mobility is a key factor, much more than that is involved. There is such a thing as a "film look" and, for that matter, a "video look." Many times, the look and the impact it has on the way that an audience perceives a program or a commercial is the critical factor. The "film look" is generally described as having more depth, and making people seem warmer and more human. The "video look" generally is associated with having a harder edge. It is like comparing the movie with a stage play, fantasy to reality.

These differences have been a motivating force behind the emerging technologies for transferring the film look to video, which, in turn, allows producers to take advantage

Ampex Announces the Practical End of Video Jitters.



Video Jitters can drive you up a wall.

It happens when you've repeated an edit over and over.

You want it perfect. Now, everything's cued up just right. You hit the edit button, and what do you get? A glitch. A shaky picture. A sour stomach. Video Jitters.

The culprit is stiction—friction build-up so bad that the tape actually jerks across the heads and scanner. Humid conditions can make it worse.


But not if you use Ampex 196 One-Inch Broadcast Video Tape.

Every batch of Ampex 196 has to pass the toughest test in the industry—stiction-free operation at the extreme environments of 90% RH and 90° F, to guarantee that you have consistent stiction-free operation under all conditions.

Ampex 196. Less friction, because who needs it?

Ampex 196 One-Inch Video Tape.


AMPEX

Ampex Corporation • One of The Signal Companies 

I want to end the Video Jitters with Ampex 196 One-Inch Broadcast Video Tape.

Please send me more information on your 196 Video Tape.

NAME _____
TITLE _____
COMPANY _____
ADDRESS _____
CITY _____ STATE _____ ZIP _____
PHONE (_____) _____

Send to:
Ampex Corporation, Magnetic Tape Division
401 Broadway MS 22-02, Redwood City, CA 94063 



Steve Michelson of San Francisco's *One Pass Film and Video* stands by his Rank MK3B telecine. An early pioneer in video post-production, the company has custom 24-to-30 fps conversion programs.

of new technologies for electronic image manipulation (editing). It is now a reasonable choice for a producer to opt for the creative flexibility, cost efficiencies, and look of film without sacrificing his or her ability to finish in video when that is desirable.

This analysis accounts for the present and the immediate future of television. But how about the long term? As the video executive who predicted that "film is dead" in a *Daily Variety* headline 25 years ago discovered, a little prognostication can be a dangerous thing. However, there are some things already apparent. One is that the demand for competitive programming will increase with the emergence of new display technologies and TV delivery systems, including cable and pay TV, HDTV, and home video centers. Where is this programming going to come from, and how will it be originated?

Keep in mind that the most profitable programs produced today are the ones that will be paying dividends years from now when many or most homes are expected to have HDTV. Consumers who pay for HDTV are going to demand suitable images. Consider what happened to most black-and-white syndicated programs after color TV receivers became popular. As a result, some producers are already becoming sensitized to the need to record images

which will satisfy the information-packing potential of the 1125-line display that NHK and other companies are promising. The only way to achieve this goal, today, is to originate on 35 mm color negative film. HDTV and electronic cinematography can simply emulate the film look.

The film look

Assuming that technology continues to advance and it eventually becomes possible to develop the state of the art to the point where videographers will be able to emulate film production methods, will the film look and the video look then be interchangeable? First one needs to ask: "What is the film look, and where does it come from?"

There are many definitions, each with some validity because of the number of variables involved. For example, much has been said about the film look being a function of resolution. Researchers in the Kodak lab have compared the information-packing potential (resolution) of today's negative film with the best of the proposed HDTV display systems, and have found that film has many times the storage capabilities needed. This suggests that the resolution gap could be closed by designing video imaging systems that record an amount of information at least equal to film. But that is more easily said than done because film technology will continue to advance. Also, Kodak thinks there is more to "resolution" than only how much information can be "packed," for instance, the quantity of light it takes to differentiate between two bits of information.

Today's highly sensitive film emulsions provide tremendous exposure latitude, which gives the cinematographer a medium for rendering very fine differences in values at both ends of the scale—where the light is lowest and where it is highest. The photographic response of film is described as the "D log E curve," which is a graph of the density produced on the film versus the log of the exposure—in other words, how much density you get for a little light, how much for a lot, and the range in between. That explains how shadow details, highlight details, and midtones are recorded by a film emulsion.

There are areas at both ends of a particular curve where an emulsion isn't able to record changes in density no matter how much one reduces or increases light levels. Of course, you can select these areas by choosing faster films or slower films. The primary challenge has been to find methods of achieving faster films while retaining the favorable image characteristics of sharpness and fine grain.

The recent introduction of Eastman color high-speed negative film evoked an enthusiastic response in the production industry because it achieved the objective of providing a much faster emulsion without a noticeable sacrifice in image structure. This contributes to making high-speed film compatible with Eastman color negative II, giving cinematographers the flexibility of selecting the appropriate emulsion for each situation and later intercutting them without jarring the perceptions of viewers.

What this means is that in order to emulate the resolution of film, in addition to packing much more information, videotape and video equipment manufacturers must improve the sensitivity range of their recording medium in the highlight and shadow areas. To some extent, this range (or latitude) is what establishes the texture seen in

**“I want the world.
Consistent .05% corner registration
and full auto-setup of up to 96
cameras on computer command.”**

HITACHI HEARD YOU.



Don't want much, do you?

Dynamic registration not just at dead center but at all four corners.
Plus 2-minute auto-setup of all those cameras.

You're asking for some smart camera system, networks
of the world and top-drawer video production companies.

Well, Hitachi heard you, and has created an outright *genius*—
the Hitachi SK-110 Camera System.


The computer registration capabilities of this camera system
produce pictures of a
clarity and resolution
previously unheard of.

And you get auto-setup
at the push of just one but-
ton, and zero reference,
too, where the computer
sets the green channel and
compares blue and red to
it with absolute precision.

The SK-110 is not only self-correcting, but self-diagnostic
as well. It gives both video screen display and hard copy print-
out; can be hooked into the CRT for control room monitoring.

There's a high-performance contour corrector;
5 automatic setup modes including quick check;
5 data files; so many other unique features an ad
can't begin to tell you about them.

The ultimate Hitachi SK-110. Contact the
broadcast video division at any of the offices
listed below. Hitachi Denshi America Ltd.,
175 Crossways Park West, Woodbury, NY
11797 (516) 921-7200. Offices also in
Chicago (312) 344-4020; Los Angeles
(213) 538-4880; Atlanta (404)
451-9453; Cincinnati (513) 489-6500;
Dallas (214) 233-7623; Denver
(303) 344-3156; Seattle,
(206) 575-1690; and Washington,
D.C. (301) 459-8262.



Circle 150 on Reader Service Card

images recorded on film. Because of inherent limitations in video recording systems, it hasn't been possible for electronic cameras to emulate the information recording range of today's films.

Furthermore, even if this problem is solved, it still won't resolve all of the differences between the way that the video and film mediums see things. There are also significant variances in tone scale and color reproduction as well as in image structure. In large part, these differences are functions of the way the two mediums record images.

In fact, consider the homogenous structure of the video camera tube versus film, where each film frame has random characteristics in grain structure. Certainly this random design is an essential component of the texture which gives film its unique look.

Telecines in the Picture

While no one can discount the feasibility of video equipment manufacturers someday emulating a film look, it is going to be neither a simple nor an inexpensive undertaking. That raises an interesting question: If, in fact, there proved to be viable technologies for emulating a film look and the creative flexibility and cost-efficiencies that film production methods provide, is there a *need*, and can it be *financially* justified?


The answer may become a moot point because of the progress that has already been made in film-to-video transfer technology. Most people working in the broadcasting industry are probably well acquainted with the three primary methods in use for making film-to-video transfers: the flying spot scanner, solid-state linear-array CCD sensors, and the use of photoconductive tubes in a telecine.

The flying spot scanner (e.g., the Rank Cintel unit) creates a raster, or finger of light, by focusing a spot from a CRT through an objective lens. This spot rapidly scans the film one line at a time. The film modulates this beam of light which is directed by a series of dichroic mirrors onto appropriate light-sensitive tubes corresponding to the three primary colors. The light intensity measured by each tube is then converted into a time-varying electrical output, which is the video signal.

With CCD telecines, light from a tungsten halogen light source illuminates the film which is moved continuously. A beam splitter is used to direct the light into the red, green, and blue linear-array CCD sensors. As the light is scanned in a line-by-line manner by the CCD array, the electrical output is converted into the video signal.

While the methods are different, the results are very similar. Very few people can view an image on a TV screen and determine whether it was made by transferring film with a flying spot scanner or a solid-state CCD scanner. If one of these technologies eventually prevails, it will most likely be because of new developments related to ease of operation, cost of operation, equipment sophistication, or manufacturing economies influencing the price of equipment.

At the same time, new and modified photoconductive telecines using low capacitance Saticon tubes are allowing users to close the image quality gap when it comes to improved signal-to-noise, color saturation, and tone scale reproduction. In addition, the use of improved



A servo control board from the Bosch FDL-60 film-to-tape transfer system.

photoconductive film chains also provides additional flexibility in the broadcast station environment. For example, slides can be broadcast or integrated with film and/or video very efficiently. This is particularly important for TV stations. A survey that Kodak conducted several years ago indicated approximately 90 percent of the estimated 500,000 local commercials produced annually are made by TV stations. About 22 percent of these commercials are originated on slides—approximately 100,000 commercials a year. When one adds in all of the other uses that broadcasters have for slides for news and promos and other purposes, this alone is a strong motivation for upgrading to the new generation of film chains.

Also, according to Kodak studies, approximately 30 percent of national and regional commercials are being distributed on film, as is much syndicated programming, many movie packages, and a great deal of public service material. As new electronic technologies develop, there could be a reduction in film distribution in all of these areas. However, many stations are either starting or considering more local origination of nonnews programming. In part, this is being inspired by the prospect of being able to sell programs to cablecasters.

We believe that much of this local origination is going to be done in the 16 mm color negative format. There is a large pool of production talent already trained and equipped to work in this medium. It provides substantial creative inducements and cost incentives. The laboratories—approximately 100, as we said earlier—are already in place, as are post-production facilities for transferring to video for people who prefer finishing this way.

There are other areas where we at Kodak have been working to improve the film-to-video interface. Kodak is in the midst of an in-depth survey of telecine post-production operations as part of a research project which should lead to improved uniformity of quality in making film-to-video transfers.


In the end, the decision to use film or videotape will be made by consumers. As they invest more dollars in home video receivers, whether for large projection screens, video-playback systems, or even HDTV, they are likely to become increasingly sensitive to the quality of the image that they are buying. For our part, we are and will continue to work on improving the film-to-video interface and, ultimately, the image quality on those TV screens. **BM/E**

Where You Need It, When You Need It.

Oki Portable Digital TV
Standards Converter
LT1200



The need for TV standards conversion doesn't stop at the studio door. That's why Oki developed the port-



able LT 1200 Digital TV Standards Converter. The cost performance of this system sets the industry standard. And its reliability in the field as well as in rugged use in broadcast stations has earned the LT 1200 a reputation for dependable performance. Operation is totally automatic and totally simple. For converting NTSC, PAL, SECAM, or PAL-M, leave it to the LT 1200. Wherever you are.

Oki also produces the high-end LT 1015Σ and LT 1100Σ Digital TV Standards Converters.



In the U.S.A. and Canada, contact:

OKI Electric Overseas Corp.
One University Plaza,
Hackensack, New Jersey
07601 U.S.A.
Tel: 201-646-0011—0015
TWX: 7109905004 OKI ELEC HAK

In Europe, contact:

Technology Resources S.A.
114, rue Marius Aulan
92300 Levallois-Perret, France
Tel: 757 31 33
Telex: 610657F TERES

Head Office:
Overseas Marketing & Sales
10-3, Shibaura 4-chome,
Minato-ku, Tokyo 108, Japan
Tel: (03) 454-2111
Telex: J22627
Cable: OKIDENKI TOKYO

OKI
electric
industry
company, Ltd.


Circle 151 on Reader Service Card

Agent or Distributor inquiries invited.

11 REASONS NEWS IS EASIER TO

Of course, there are other reasons why ENG and EFP applications are easier and better with a complete Betacam™ system. Like three tubes for full luminance depth of modulation, wide chroma recording bandwidth for superior color resolution and linear emphasis for superior color reproduction.

In fact, Sony also offers a rugged, cost-effective one-tube version of the Betacam.



WHY THE TAKE WITH A SONY.

If you're looking for a half-inch cassette camera/recorder system that doesn't stop halfway, a system you can grow with that offers unmatched performance, flexibility and value—make it easy on yourself.

Call Sony in New York/New Jersey at (201) 368-5085; in Chicago at (312) 860-7800; in Los Angeles at (213) 537-4300; in Atlanta at (404) 451-7671; or in Dallas at (214) 659-3600.

AN OVERALL DESIGN THAT'S 14% LIGHTER, 26% SMALLER, AND 20% SHORTER, MAKING IT EASIER TO CARRY, PIVOT AND SHOOT.

INTERNAL VIEWFINDER CONNECTIONS INSTEAD OF A TROUBLESOME CABLE.

AN INTEGRAL DIRECTIONAL MICROPHONE.

LENSES WHICH ARE INTER-CHANGEABLE WITH OTHER CAMERAS.

THREE 2/3" MIXED FIELD TUBES FOR HIGHER RESOLUTION, BETTER REGISTRATION AND LOWER POWER CONSUMPTION.

SONY

LENS

SONY
Broadcast

Sony is a reg. trademark and Betacam is a trademark of the Sony Corp.

**ELIMINATING
HORIZONTAL SHIFT...
AND MORE!**

The Grumman SYNC PROC™ embodying the unique feature of color field identification will provide for the economic implementation of an SCH timed facility as per RS170A, and eliminate the shift problems plaguing your match frame editing operations.

The SYNC PROC™, which combines a sync generator (master and slave capability) with a processing amplifier, contains additional options including VITS and VIRS, Video Source Identification, Blanking Width Verification, and Digital Remote Control.

Through the use of data bus, and multiplexing, advanced digital/analog circuit design,



custom hybrid circuits, software, microprocessors and system integration, Grumman is cost effectively applying its aerospace design and manufacturing capabilities to areas such as master control room systems, satellite transmission processing, and machine controls.

For more information write Marketing Department, MS A24-43, Grumman Aerospace Corporation, Bethpage, N.Y. 11714, or call (516) 435-6089.



SEE US AT SMPTE SHOW, SHERATON CENTRE, N.Y.C., NOV. 9-11, 1982.

GRUMMAN

Circle 152 on Reader Service Card

SMPTE PREVIEW

SMPTE, on Eve of Conference, Still Confused Over Digital Standards

NOWHERE IS THE DILEMMA over digital standards more clearly expressed than in the promise "We'll be able to go down 100 generations with no degradation of signal quality" made by those who hope to one day implement an all-digital TV or teleproduction plant, and the "Who cares?" response heard more often than not. Even within SMPTE itself, though manufacturers and network engineering executives continue to debate digital standards, few outside the working and study groups have any immediate practical concern with digital, except that some

of their equipment may be digitally based.

Less than a year ago in Geneva, Switzerland, committees from around the world, including SMPTE, ratified the now familiar draft standard for "Encoding Parameters of Digital Television in Studios." As written up in CCIR document AA-11, dated October 7, 1981, the video signal format consists of three components (Y, R-Y, and B-Y) derived from the basic R, G, and B camera output signals. Sampling frequency for Y (luminance) is set at 13.5 MHz.

In the first of a family of formats to be implemented, "4:2:2," the two color difference components will be sampled at 6.75 MHz each, half the frequency of the luminance component. Later, a 4:4:4 sampling scheme may be developed for high-quality studio mastering, and a 2:1:1 scheme for digital ENG/EFP. (The number four is the basis of these schemes since it is nominally four times the PAL, SECAM and NTSC subcarrier frequencies.)

With the basic guideline standards set, however, the real work has only

Exhibitors

(Equipment exhibits are divided between the New York Hilton hotel, at 1335 Avenue of the Americas at the corner of 53 Street, and the Sheraton Centre hotel, at 801 7 Avenue at the corner of 52 Street.)

EXHIBITOR	BOOTH (H = Hilton, S = Sheraton)	PRODUCT CATEGORIES	EXHIBITOR	BOOTH (H = Hilton, S = Sheraton)	PRODUCT CATEGORIES
Adams-Smith	S821	Time code systems	Belden Comm.	H163-164	Lighting fixtures & control
ADDA Corp.	H201-204	Digital processing, still stores	Bell & Howell	H61-62	Film lab equipment
A.F. Assoc.	S841	Mobile vehicles, telecines, cameras	BIAS	S807	Master control automation
Agfa	H94	Video, audio tape, film stock	Bolex	H173	Cine cameras
Allen Products Co.	H56	Film lab equipment	Bosch	H84-86	Video production & post-production
Amperex	H194	Plumbicon pickup tubes	Calzone	S826	Transportation cases
Ampex Corp.	H254-255, 260-262	Video production & post-production	Camera Mart	H59-60, 70-71	Production & post-production equipment rentals
Amtel	S847-849	Racks, cabinets, furniture	Canon	H43-44	Lenses
Angenieux	H233	Lenses	CEI	S800B	Video cameras
Anton/Bauer	H175-176	Power supplies, lighting	Central Dynamics	H66-69	Production switchers, video cameras
Arriflex	H145-152	Cine cameras & lenses; lighting	Century Precision	H268-270	Lenses
Asaca/Shibasoku	H215-217	Production switchers, test gear	Cetec Vega	H207	RF mics, intercoms
Audico	S840	Videotape, cassette loaders	Chryon	H158	Character generators, graphics
Audio Kinetics	S831-832	Time code synchronizers	Cinema Products	H177-184	Camera remote control, lighting, camera support, cine equipment

SMPTE Preview

EXHIBITOR	BOOTH (H=Hilton, S=Sheraton)	PRODUCT CATEGORIES	EXHIBITOR	BOOTH (H=Hilton, S=Sheraton)	PRODUCT CATEGORIES
Cinemills	H102A	Lighting	Listec	H143	Camera support, teleprompters
Cine 60	H213-214	Lighting, camera support, batteries	Lowel-Light	H30-31	Lighting
CMX/Orox	H247-250	Video post-production, film/video interface	LTM	H112-114	Lighting
Coherent Comm.	H229-230	Equipment distributor	L-W Intl.	H161	Telecines
Colortran	H91-92	Lighting	3M	H187-192	ATRs & VTRs, character generators, videotape, magnetic film
Comprehensive Video	S817-818	Equipment distributor	Magnasync/Moviola	H95	Telecines, dubbers
Control Video	S827	Video post-production	Magna-Tech	H195-197	Dubbers
Convergence Corp.	H24, 79-82	Video post-production, video animation	Marconi	H55	Telecines, cameras, video testing
Corporate Comm.	H159-160	Telecine color correctors	Matthews Studio	H83	Lighting, support
Crosspoint Latch	S110-111	Production switchers	MCI/Quantel	H220-221	Digital processing, digital efx, still stores, digital art
Datatron	H231-232	Video post-production	Merlin	H93	VTR modifications
Digital Video Syst.	H138-140	Video processing	Microtime	H223-224	Digital processing
Dolby	H:245-246	Audio noise reduction	Midwest Corp.	S809	Mobile vehicles
Dubner	S829-830	Character generators, graphics, color correctors	MM Editing	H227-228	Cine editing systems
Eastman Kodak	H251-252	Film stock	Mole-Richardson	H265-267	Lighting
Echolab	S808	Production switchers	Motorola	S814	Intercoms, two-way communications
EECO	S824-825	Time code systems	MPE	H244	Cine supplies
EEV	H174	Leddicon camera pickup tubes	Multi-Track Magnetics	H45-48	Dubbers, film/video interface
Elmo	H99	Film projectors	Nagra	H157	ATRs
Feathercam	H259	Cine cameras	NEC	H198-200	Video production & post-production
For-A	S845-846	Digital processing, character generators	Neumade	H115	Cine editing equipment
Fortel	H107-108	Digital processing	NTI	S817	Video test & measurement
Frezzolini	H63-64	Cine cameras, batteries, lighting	O'Connor	H28-29	Camera, microwave support
Fuji Photo	H57-58	Videotape, cassettes	Osram	H222	Lighting
Fujinon	H72-73	Lenses	Otari	S810-811	ATRs
General Electric	S842-843	Lighting, projection TV	Oxberry	H156	Film lab equipment
Goldberg Bros.	H185-186	Reels, cases, supplies	Panasonic	H253	Video & audio production & post-production
Grass Valley	H238-241	Production & routing switchers, digital efx	PEP	H98	Power supplies
Grumman	S800A	Digital processing	Philips T&M	S803	Video test & measurement
Harris	H165-168	Digital processing, still stores	Plastic Reel	H32-33	Reels, cases, supplies
Hazeltine	H133-134	Film lab equipment	Precision Echo	H144	Slow motion disc recorders
Karl Heitz	S109	Camera support	Quanta Corp.	H104-106	Character generators
HEDCO	S839	Routing switchers	Rank Cintel	H34-37, 39-42	Telecines
Hitachi	H87-90, 96-97	Video production & post-production	RCA	H19-21, 25-27, 49-54, 76-78	Video production & post-production
Hollywood Film Co.	H135-136	Film lab equipment	R-Columbia	H162	RF intercoms
Hudson Photo	H142	Film lab supplies	Rohde & Schwarz	H22-23	Test equipment, monitors
Ikegami	H116-127	Video cameras, telecines	Rosco Labs.	S833-834	Lighting
Image Video	S820	Routing & production switchers	RTI/Lipsner-Smith	H16-18	Film, tape cleaning/inspection
ISI	S822	Production switchers	RTS	H242-243	Intercom & IFB systems
JVC	H256	Video production & post-production	Sachtler	S804-806	Camera support
Kinotone	S852	Film lab equipment	Sennheiser	H212	Microphones, mixers
Kliegl Bros.	H205-206	Lighting	Sharp	H208-209	Video cameras
KLM/Odelft	H169-172	Cine editing systems	Skotel	H141	Time code systems
Lake Systems	H217	Video equipment distributor	Sony	H1-10, 38, 65	Video & audio production & post-production
LaVeZZi	H11	Film lab equipment	Steenbeck	H128-132	Cine editing systems
Lenco	H257-258	Video test & measurement, monitors	Stellavox	S844	ATRs
Lexicon	S850-851	Audio processing, efx, time compression	Strand Century	H12-15	Lighting



Introducing the Budget Balancers

If the ever-increasing costs of broadcast engineering equipment has you seeing red these days, you owe it to yourself to look into the Budget Balancers from FOR-A CORP.

You'll like what you see — no nonsense, no compromise, state-of-the-broadcasting-art engineering gear — at prices that simply defy the economic index.

Our SMPTE Time Code Generators, Time Code Readers and Title Generators are up to spec in every sense of the word. And they're incredibly reliable. In fact, the major differences between SMPTE Time Code components from FOR-A CORP. and those from the competition, are updated features and a surprisingly lower price.

The VTW-600 Professional Video Typewriter gives you fea-

tures and performance unmatched by other character generators, regardless of price. And the CCS-4200 Color Corrector provides crucial color and video signal adjustments essential to professional video editing and field production.

You'll also find dozens of other innovative broadcast video products from FOR-A CORP. Each one designed to put your engineering budget back in the black.

FOR.A

Innovations in Video

FOR-A CORP. of AMERICA, 49 Lexington Street, West Newton, MA 02165 (617) 244-3223

Circle 153 on Reader Service Card
www.americanradiohistory.com

SMPTE Preview

EXHIBITOR	BOOTH (H = Hilton, S = Sheraton)	PRODUCT CATEGORIES	EXHIBITOR	BOOTH (H = Hilton, S = Sheraton)	PRODUCT CATEGORIES
Sylvania/GTE	H74-75	Lighting	Union Connector	H103	Plugs * connectors
Tele-Cine Corp.	H101-102	Lenses	Via Video	S836	Digital art, color correctors
Taylorreel	S828	Film reels, cases	Videotek	H100	Video monitors, testing
Telescript	H153	Telecines	Vital	H263	Production switchers, digital efx
Telex	S801	RF mics, intercoms; ATRs	Westrex	H259	Dubbers
TV Equipment Assoc.	H234-237	Tape cleaner/evaluators, intercoms	Winsted	H154-155	Equipment consoles
Tiffen	H264	Lens filters	Xetron	S823	Cine editing systems
Universal Lighting	S838	Lighting	Zellan	H193	Cine cameras

just begun, and it is progress towards this that will be reported at the SMPTE Conference. How will the digital signal be recorded? How will various pieces of equipment in the digital facility interface? How can digital audio and video data be transmitted?

There are no less than seven groups within SMPTE itself currently working on aspects of the problem: Working Group on Digital Video Standards, Study Group of Digital Television Tape Recorders, Working Group on Digital Control of Television Equipment, Study Group on Digital Studio Implementation, Study Group on Digital


Television, Committee on Television Video Technology, and Committee on Video Recording and Reproduction Technology, to say nothing of the Study Groups on HDTV and Videodisc. There is also the simultaneous effort being made by AES to define a compatible digital audio standard.

It is Ken Davies' Working Group on Digital Video Standards, however, under the watchful eyes of SMPTE's engineering VP Roland Zavada and SMPTE engineering services manager Alex Alden, that appears to be leading the way. And it is specifically this group which was mandated to present

its findings at the fall conference—a specific set of proposals for a practical studio-level interface using the 4:2:2 coding format.

The group's work has admittedly not been easy, a kind of juggling act between trying to define what end users might want and need versus the realities of what the digital system can deliver effectively versus what the various costs and trade-offs might be. At one point a questionnaire to be circulated among *BM/E*'s readers was considered, then rejected. Wrote Davies:

"I don't think it would be useful at this point to carry out a formal



TELEX

AUDIOCOM

For Communications Behind The Scene

AUDIOCOM. The closed circuit intercom for small, large, portable or fixed installations at concerts, stage productions, film or TV studios, stadiums or race tracks, industrial or public safety applications. AUDIOCOM belt packs or wall mount stations can be "daisy-chained" by the dozens over five miles without degradation in signal quality or strength. AUDIOCOM interfaces with other sound systems and telephone circuits. AUDIOCOM includes headsets, mics, cables, switchboards, signalling kits, even battery packs for remote locations; the complete intercom system for communications behind the scene.

Quality products for the audio professional.



TELEX

TELEX COMMUNICATIONS, INC.

9600 Aldrich Ave. So., Minneapolis, MN 55420 U.S.A.

Europe: Le Bonaparte—Office 711, Centre Affaires Paris-Nord, 93153 Le Blanc-Mesnil, France.

Circle 154 on Reader Service Card

THE ALL-AROUND WINNER!

JVC'S KY-2700A 3-TUBE COLOR CAMERA



Rarely has a camera been received with such enthusiasm among video professionals as JVC's KY-2700. And now, as the KY-2700A, it's even better!

Resolution is now specified at 600 lines with excellent 0.1, 0.2, and 0.4% registration accuracy. For really sharp, noise-free video, the KY-2700A features

54 db S/N with 2H Vertical and Horizontal enhancement. That's the kind of performance you need when you've got important action to catch.


And JVC has added even more features. Now there's an Auto Black Level control to handle those tough high-contrast situations, and Auto-Black Stabilizer Circuit, Auto White Balance, Auto Beam Control and most important, an all-new Color Matrix Marking Circuit approaching the ideal in colorimetry.

And for even more convenience, a new shoulder pad and Quick Release Tripod Plate, plus a complete line of accessories.

It's still the most value-packed professional 3-tube camera ever. For more information, write

JVC COMPANY OF AMERICA,
Professional Video Division, Dept. BM/E 10/82
41 Slater Drive, Elmwood Park, NJ 07407
JVC CANADA, INC. Scarborough, ONT.

For faster action, call toll-free
800-821-7700, Ext. 7005
(In Missouri: 800-892-7655, Ext. 7005)



JVC®

JVC COMPANY OF AMERICA
Professional Video Division

Circle 155 on Reader Service Card

www.americanradiohistory.com

© 1982 JVC COMPANY OF AMERICA

survey of potential users concerning relatively low-level details of the digital video activity . . . [since it] would, in all probability, prove quite meaningless as few [of *BM/E*'s] readers are likely to be at all familiar with the various trade-offs involved unless they have actively participated in the Working Group."

Cost factors

Besides the various technical trade-offs there is an even more thorny question to be resolved in the debate over the digital studio: the costs of digital, and whether the probable increase in equipment prices will be worth the potential benefits of converting from A to D. Simply stated, why should the industry possibly want to spend more to produce material when there already is a video recording standard (one-inch tape) which is at the outer limits of the resolving power of the medium, and can already go as many as 10 generations in post-production, be controlled for slow-motion effects, be time base corrected for integration with other video signals, and carry a reasonable facsimile of high-fidelity stereo sound

in a recorder package which is light enough to be easily transformed into a portable recorder and whose dimensions and cost are actually decreasing (as witnessed by the recent introduction of a whole new generation of one-inch decks at the recent NAB)?

It's not clear how many of these considerations went into the Working Group's deliberations, or whether the group has simply sought to define the ideal interface in an ideal environment in which cost is not a factor. The full report will not be released until the conference, but some of its impact can be gathered from the interim position report issued in June.

The studio digital video interface

The raison d'être of the working group's study is to define specific aspects of the interface that will allow the interconnection of various pieces of equipment within the digital facility—necessitating a definition of both the type of interface and also the form of digital data to pass through it. One of the principal requirements, obviously, is that the interface be transparent, and that it be able to handle, in real time, the component-coded 4:2:2 signal. For the studio application, the group has de-

fined 3-1000 feet as an appropriate interconnect length.

As for the form of the data to pass through the interface, a number of proposals have been suggested, and it's not clear which the group will recommend. In addition to the 4:2:2 signal, some want composite coded data as well—particularly those manufacturers who have no immediate plans for switching over to component coding and want their current digital systems to be compatible. Those with an eye on the future are suggesting a bit rate reduction scheme to allow a 4:4:4 coded signal to pass through the 4:2:2 interface, and a parallel plan to allow 2:1:1 signals for ENG.

To carry the 4:2:2 format itself, various proposals have been advanced. The group appears to have reached a general consensus on the plan to use "picture packets" in which lines or groups of lines are transmitted together with control information that identifies their position within the raster; priority would be given, in the real-time system, to data carrying the actual video information. Luminance and chrominance would be multiplexed in the data stream, as would synchronization data.

In addition to the video itself, other



Tamron video lenses. Our technology is more famous than we are.

You have probably used our lenses. We are the lensmaker of choice for many of the most demanding TV camera makers in the world. They specify our lenses to create the images their cameras record. The cameras used to cover the events of the world.


Tamron is one of the world's leaders in technical innovation and professional-level optical systems. Our ENG lenses provide the fast handling and critically sharp, virtually distortion-free performance a video-journalist demands. We provide it with every lens we make. No matter whose name is on it.

We would like you to know more about Tamron lenses for video. Contact us for technical compatibility and performance information.

TAMRON®

Tamron Industries, Inc., 24 Valley Road, Port Washington, N.Y. 11050. Call toll-free 800-645-3368. In New York State (212) 523-8989.

Circle 156 on Reader Service Card



**Amid the hostility, the confusion, the competition,
one microphone stands above the crowd.**

The SM63.

No matter how rough things get in the field, the Shure SM63 Omnidirectional Dynamic Microphone gives your crew the whole story with a lot less handling noise than any microphone in its class. When Shure's engineers developed the SM63 and SM63L (with longer handle), their objective was to create a high-output, lightweight microphone perfect for the needs of electronic news journalists.

With the SM63's patented internal mechanical isolation system reducing undesirable handling noise, its high output and smooth extended frequency response lets your story come through crisp and clear. Its omnidirectional polar pattern prevents boominess that is often encountered during close miking situations. And its overall lightness makes continuous hand-held ENG/EFP assignments less fatiguing, without sacrificing ruggedness. Even its profile is small and elegant so it won't obscure faces on camera.

The output of the SM63 is a full 6 dB higher than comparable hand-held interview microphones.

And there are even more precision-engineered refinements. A highly effective internal humbucking coil rejects strong magnetic fields encountered around lights and other broadcast situations. And when things get really tough, the Shure-developed *VERAFLEX*[®] grille is virtually impervious to rust, moisture and dents. This system includes a highly effective internal anti-wind and -pop filter; and for more adverse conditions, a dual-density two-layer windscreen also is supplied.

The Shure SM63. The hard-working microphone for the working press.

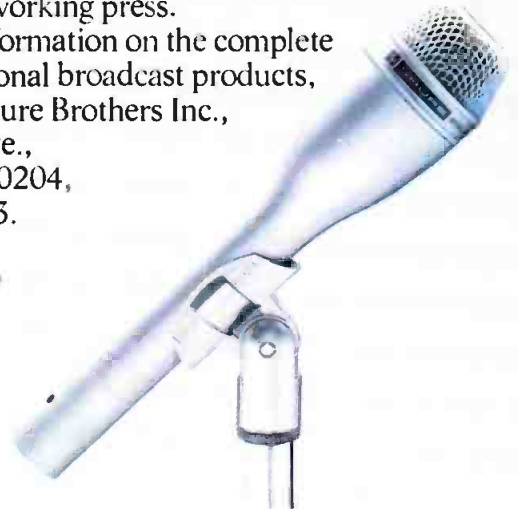
For more information on the complete line of professional broadcast products, call or write Shure Brothers Inc., 222 Hartrey Ave., Evanston, IL 60204, (312) 866-2553.

SHURE[®]

THE SOUND OF THE PROFESSIONALS[®]...WORLDWIDE

Circle 157 on Reader Service Card

www.americanradiohistory.com



NICAD BATTERY POWER

- Comfortable Softbels: 4AH to 14AH; 6 to 30 Volts.
- Compact Powerpaks — 4AH to 20AH; 6 to 30 Volts.
- Direct Replacements for Sony's BP-90, BP-60, BP-20, BP-20A; JVC/Panasonic PBP-1 Batteries.
- On-Board Batteries and Special Types for JVC KY-1900; Hitachi FP-10, FP-21, FP-22. No Bracket Required.
- Universal Fast Charger for All Makes of Fast Charge Batteries.

See Us At
Booth 213-214, SMPTE



FROM CINE 60

The Original
There's Always Something New From Cine 60.
630 Ninth Ave., New York, NY 10036 (212) 586-8782
6430 Sunset Blvd., Hollywood, CA 90028 (213) 461-3046
TWX: 710-581; TELEX: 645-647

Circle 158 on Reader Service Card

The first 9-bit frame
synchronizer
is still the best.

NEC
FS-16
FRAME SYNCHRONIZER



When we introduced the FS-16 in 1980, we expected our competitors would rush to copy it.

But while all of them have copied some of the FS-16's features, none of them have matched it.

So, we still offer the only 3"x19" rack-mounting frame synchronizer with the unsurpassed clarity of 9-bit quantization. As well as features like full proc-amp controls. Integral freeze-frame field. Data rotation and a built-in memory analyzer, to keep you on the air. And a price that's surprisingly low.

When you want the best, call NEC.

NEC

NEC America, Inc.
Broadcast Equipment Division
130 Martin Lane
Elk Grove Village, IL 60007

Call toll-free: 1-800-323-6656.
In Illinois, call (312) 640-3792

Circle 159 on Reader Service Card

SMPTE Preview

signals will also probably be included. Under consideration are:

- Digitized audio (at least two, but perhaps three or four channels)
- SMPTE time code
- Teletext, videotex, viewdata, etc.
- User information for production notes
- VITS and VIRS
- Other control and data signals

As for the form of the interface, the interim report says the following: "A single interface is conceptually appealing but may not be realistic in the near term unless logic capable of operation at rates near 500 Mb/s (megabytes per second) become rapidly economical. Logic cost/performance considerations favor an eight-bit-plus clock bit-parallel form operating near 30 Mb/s.

"An economical all-serial approach is limited by LSI logic speeds to about 130 Mb/s, and the extension to 230 Mb/s adds considerable complexity and cost."

The debate between parallel and serial here mirrors, of course, the discussions taking place throughout the industry. The serial interface is more elegant, more easily installed (over single coax lines or fiberoptic systems), and obviously easier to care for than twisted-pair parallel interface wiring. Costs of a serial system, however, particularly at the high bit rates needed for the component coded signal, make it a rather costly system to implement. The SMPTE group is therefore avoiding making a decision, suggesting that while the serial interface would be the most appealing, a parallel interface must also be added as an auxiliary system—the two as compatible as possible.


A major unresolved question concerns synchronization of the various pieces of connected equipment. Proposals include serial and/or parallel interfaces built into the equipment, digital DAs and black burst distribution, standalone parallel/serial and serial/parallel interface units, and synchronization at switch points using digital frame buffers.

Another area under discussion is digital error correction methods, and exactly how much error (and at what cost) needs to be corrected and/or flagged.

Despite all the unresolved questions, however, the Working Group is perhaps as close as it can be to proposing standards—part of its mandate, to be carried out at the conference. The first draft of the proposed recommended interface standard will almost certainly be presented then, in a session which might see end users more involved than the Working Group has previously imagined.

BM/E

IN A WORLD WHERE IMPORTANT DECISIONS
ARE OFTEN MADE ON LOOKS ALONE...



ISN'T IT GOOD TO KNOW THERE'S
SOMETHING THAT'S LOOKING BETTER ALL THE TIME.

From the excitement of a chase scene to the realism of a human drama, only film has the capability to give you the exact look you want.

Film offers the broadest range of imaging—from delicate hues, subtle detail, and controlled depth, to brilliant color, sharp contrast, and bold perspectives. Eastman color negative films can convincingly portray reality or convey fantasy without losing believability.

For your next production, look into Eastman color films. They'll make you look better, too.



Eastman film. It's looking better all the time.

860 Downstream Keyer... \$2800!



Another Price/Performance product from American Data.

You can compare price and features, but there is no equal to the 860 at \$2800.

This economical stand-alone system adds broadcast quality title keying to the Program output of *any* switcher.

The 860 features the latest in high technology design techniques with a digital matte generator... and an optional CCD edger at \$1200.

Facilities include Master Fade-to-Black and controls for inserting keys with either an edge, shadow, or outline.

The system includes the Control Panel (remote mounted) and rack frame electronics (2 RU's) with interconnecting cable. The optional CCD edger can be plugged into the rack frame at any time.

Delivery... stock to 30 days.

Introducing
The 860 DSK with optional edger...
\$3,495.00... a \$4,000.00 value.
Save over \$500. Call or write today.



American Data

401 Wynn Drive, Research Park
Huntsville, Alabama 35805
(205) 837-5180 TWX 810 726-2125

A Division of
Central Dynamics Corporation

Circle 161 on Reader Service Card

102 BME OCTOBER, 1982

SMPTE PREVIEW

PROGRAM

The 124th SMPTE exhibit, being held at New York's Hilton and Sheraton Centre hotels November 7-12, will undoubtedly be one of the most significant trade shows in recent history. Not only is the equipment exhibit shaping up to be of major proportions (the Society outgrew the traditional Hilton Hotel exhibit area, necessitating the addition of the Sheraton Centre space as well), but the program promises to be equally full of the excitement which broadcasters have become accustomed to.

The program, as usual, is fairly clearly divided into those sessions of interest to the motion picture industry (lab and projection practices, motion pictures sound, etc.), and sessions devoted to TV-related subjects. A person with interests solely in electronic images and sound might want to attend the opening session on Monday morning, and the session on new lighting developments on Tuesday morning, but skip the rest of the sessions until Wednesday morning. This leaves Tuesday available for touring the equipment exhibits.

This year a thematic approach to the conference which has characterized the past couple of SMPTEs (the historical slant of the 1980 program, the "future technology" emphasis of last year's show) has apparently given way to a more practical approach to technology. "Commitment to Tomorrow's Technologies" is the theme of the confer-

ence, with many of the papers talking about how to actually implement the various technological developments (HDTV, digital audio and video, and so forth) which have come along in recent years.

In general, there is going to be a *lot* of talk about digital technology—everything from reports on the progress of groups working on video and audio recording standards to the latest in thinking on how the digital studio of the future may evolve. Sessions of particular interest here are Future TV Studio Design (Wednesday morning), TV Audio (Wednesday afternoon), New Technology for Television (Friday morning), and Videotape Recording (Friday afternoon). SMPTE has once again scheduled its most potentially interesting sessions for Friday, the most interesting of all for Friday afternoon—so plan to stick around.

Sessions on video production and post-production have been conveniently arranged on Thursday morning and afternoon respectively, with an interesting lineup of papers on all aspects from development of new camera imaging systems to various new editing units coming onto the market. The afternoon session is noteworthy for containing several discussions on audio as well as video post-production.

Two other sessions which should be of considerable interest are both unfor-

The new Bosch FPS-1000.

**Now—for a modest
investment—you
can make your
existing character
generator a full-scale
digital paint / graphics
system.**

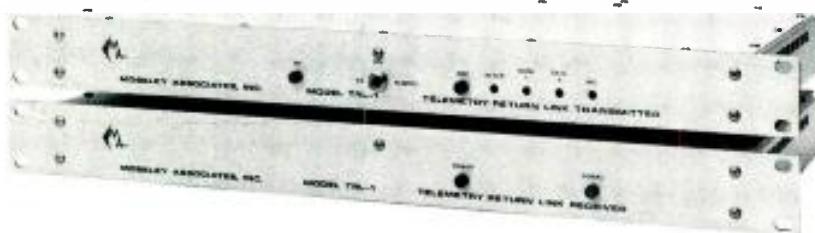
**Call your local Bosch-Fernseh office for details. Or get in touch with
Fernseh Inc., P.O. Box 31816, Salt Lake City, UT 84131, (801) 972-8000.
See the FPS-1000 at SMPTE, NY—Booth 84-85-86.**

BOSCH

Circle 162 on Reader Service Card

www.americanradiohistory.com

TELEMETRY PROBLEMS SOLVED



TRL-1

- TELEMETRY OR VOICE TRANSMISSION
- SUPERIOR ADJACENT CHANNEL REJECTION

independent and solely under your control, the TRL-1 solves your problem. Using Group P channels (450-456 MHz), the system is designed to give years of unattended continuous service. Excellent frequency stability and receiver selectivity allow stable, undisturbed operation, even when adjacent channels are filled. In case of power failure, the optional Battery Pack provides twenty minutes of continuous MCW ID transmission as a simple power fail alarm. The TRL-1 features adjustable, automatic, receiver squelch, AC/DC operation,

- NARROW BAND/LOW POWER
- AC/DC OPERATION

Moseley's TRL-1 is designed specifically to help the broadcaster with telemetry return problems. If SCA is otherwise used, phone lines have proven unreliable and costly, or you feel the need for telemetry, data, or voice to or from the transmitter to be optional automatic transfer, and a built-in microphone jack on the transmitter front panel. A simple phone call to the Moseley team will solve your TSL problems today.

For further information
please contact our Marketing Department.

MOSELEY ASSOCIATES, INC.

A Flow General Company · Santa Barbara Research Park

111 Castilian Drive · Goleta, California 93117
(805) 968-9621 · Telex: 658-448 · Cable: MOSELEY

Circle 163 on Reader Service Card

SMPTE Preview

tunately scheduled for Friday morning. Future Television Technologies promises all sorts of excitement with its papers on HDTV, teletext, videodiscs, and satellites, with a report on recent developments at NHK in Japan. At the same time, the session on International TV Technology will be exploring digital effects, laser transfer of video to film, and implementation of international digital video standards. Some adept schedule juggling may be in order.

THE PROGRAM

SUNDAY, NOVEMBER 7

Afternoon

Registration

Evening

Reception for registrants

MONDAY, NOVEMBER 8

Morning

Opening Session: Commitment to Tomorrow's Technologies

Noon

Honors and Awards Luncheon

Afternoon

Laboratory Practices

Annual Meeting of Voting Members

TUESDAY, NOVEMBER 9

Morning

EXHIBIT HALLS OPEN

*New Technology of Lighting—
Focus on some of the latest technology in lighting hardware and techniques, including some demonstrations of brand-new and prototype lights.

Laboratory Practices, cont.

Noon

Fellows Luncheon

Afternoon

Motion Picture Production and Special Effects

Laboratory Practices, cont.

WEDNESDAY, NOVEMBER 10

Morning

EXHIBIT HALLS OPEN

*Future Television Studio

Design—

Session devoted to many different ideas about how both

VTR

CRUISE



Modern art.

The science of video production is certainly modern art. There is no better example of the human ability to combine imagination with technology and experience to change the way we communicate.

Convergence Corporation is an integral part of the video revolution. We make the best video editing systems money can buy. And yet, it's surprising how little it costs to own the best.

But there's something about Convergence editing systems that's even more important than quality and price. And that's the way they perform. They're designed to be operated by people - not computers. They don't get in the way of the creative process, but actually make

it easier to combine skill and imagination to produce a finished product that's a thing of beauty.

Convergence Corporation. The modern art of video editing systems.

 **CONVERGENCE
CORPORATION**

1641 McGaw, Irvine, CA 92714 Tel: (714) 549-3146, Tlx: (910) 595-2579 • 250 W. 57th Street, Fisk Building, Suite 815, New York City, NY 10019 • 1 Lochaline Street, London W6 9SJ U.K. Tel: 01-741 7211, Tlx: 851-27950 MONREF G

Circle 164 on Reader Service Card

www.americanradiohistory.com

SMPTE Preview

analog and digital facilities will develop in the future.
Motion Picture Sound

Afternoon

*Television Audio—

Tentative subjects: Report from the AES on digital audio interfacing, plus recent progress in digital audio recording; a new generation of voltage-controlled gain elements and their impact.

*Film-to-Tape Interface—

Papers on both film-to-tape and tape-to-film technology.

THURSDAY, NOVEMBER 11

Morning

EXHIBIT HALLS OPEN

*Television Production—

Tentative subjects: The new diode gun Saticon III; the use of sealed lead-acid battery systems; the Camraprompter

in television production; development of a three-chip MOS color camera.

Projection Practices

Afternoon

*Television Post-Production—

Tentative subjects: A new, synergistic approach to video post-production; a computer-controlled system for stereo audio post-production; Unitel's post-production facilities; SMPTE time code and automation in audio post-production; editing systems, friend or foe?; a cost-effective video compressor; post-production equipment in the news environment; time compression/expansion.

*Television Image and Signal Evaluation Technologies—

Tentative subjects: Dual video transmission utilizing horizontal time sharing; the digital encoding and decoding of NTSC.

FRIDAY, NOVEMBER 12

Morning

*New Technology for Television—

Tentative subjects: Videodisc technology and applications; Teletext standards; development of a solid-state chip camera; new TV technology in Japan; videotex in America; current and future applications of satellite communications; perceptual requirements for HDTV.

*International Television Technology—

Tentative subjects: Digital effects, new tools or new traps?; some experiences of the RAI; implementation of digital coding standards; 70 mm video-to-film transfers for HDTV.


Afternoon

*Videotape Recording—

Tentative subjects: Digital video recording based on the proposed format from Sony; a study on variable-speed digital recording; wideband FM recording for a high-definition VTR; SMPTE time code recording on quarter-inch tape.

(* = of special interest to broadcasters)

There are dozens of things that
can go wrong on the job



Getting there shouldn't be one of them

Even though all "flight cases" may look similar, there are real differences between them.

Calzone Escort cases are designed to protect expensive and delicate equipment from the most punishing travel conditions. Our patented *Double-Angle* construction provides ultimate strength and protection for rack-mounted equipment, mixing boards, lighting, speakers, cameras, VTR's, cables or anything that must endure the torture of heavy travel. Our cases are already being used

CALZONE
Case Co.

P.O. Box 862, So. Norwalk, CT 06856 1-800-243-5152

by many of today's production companies, sound contractors and radio/television crews whose living depends on getting their gear to the job in perfect working order.

Calzone also makes tough Convoy road cases for short hauls. We make dozens of different models to fit most any kind of job or equipment. Or, we can custom-build virtually any type of case in a hurry. When your sophisticated equipment requires high-tech protection, Calzone handles with care.

Circle 165 on Reader Service Card

NOW FULL TIME IDENTIFICATION

QSI announces its new series CB-9000V Live Video Identifier and Source Identified Color Bar Generators to meet the need for full time remote feed identification.

The CB-9000V Series, in the color bar mode, allows you to test your audio and video links, and the split field identification indicates who is out there. When the color bar is dropped for the live feed, the *identification is automatically transferred to the vertical interval of the live video.*

4 REM-5



4 REM-5



Photo by Stanley Forman, Courtesy Boston Herald American

QSI[®] *systems, inc.*

Circle 166 on Reader Service Card

12 Linscott Road, Woburn, Massachusetts 01888 (617) 938-1403

If you're a user of the current OPTIMOD-FM or OPTIMOD-TV, all it takes to optimize the available S/N of your phone lines or dual microwave STL is our new, economical Studio Accessory Chassis. By splitting the OPTIMOD system (putting the multiband compressor portion at the studio site of the STL), the Studio Accessory Chassis lets you preserve the open, transparent OPTIMOD sound — you no longer have to use a lower-performance STL protection limiter which could "fight" with your OPTIMOD and degrade your audio quality.

The Studio Accessory Chassis means convenience, too. By putting most of the setup controls at the studio, it lets you fine-tune your sound with the aid of your high-quality studio monitoring system — away from noisy blowers, and without time-wasting trips to the transmitter!

With the introduction of the Studio Accessory Chassis, we now offer a processing system — single or dual-chassis — that's ideal for *your* system. So OPTIMOD quality can work for you regardless of your STL configuration.

To find out more, see your Orban broadcast products dealer or contact us directly.

Orban Associates Inc.,
645 Bryant St.,
San Francisco, CA 94107
Toll Free: (800) 227-4498.
In California: (415) 957-1067
Telex: 17-1480

orban
ORBAN PROCESSING
KEEPS YOU COMPETITIVE

Tame your telco lines. Soothe your STL.



Circle 167 on Reader Service Card

www.americanradiohistory.com

Harris AM Stereo Favored in Straw Poll

RESULTS OF AN INFORMAL SURVEY conducted by *BM/E* using the Reader Service Card indicate that the Harris Corp. AM stereo system is the favored technique among broadcasters.

To provide a guide to how radio stations are leaning in selecting an AM stereo system, *BM/E* asked readers to circle their choice and comment on the subject. This makeshift "ballot" was published in the May issue, well before the Kahn system received FCC type approval and the first stations began to broadcast in stereo using the Kahn equipment (see *BM/E*, Sept. '82, p. 14). However, at the time of the poll it was expected that Kahn would be the first off the blocks. It would be difficult to say if being first will influence others, judging from the strong commitments indicated on the returns.

Harris and Kahn were well ahead of the rest of the competition. Of those choosing a system, not quite 44 percent favored Harris; just over 30 percent, Kahn. Magnavox and Motorola were tied with 12.6 percent each. Belar got about one-half of one percent.

The fact that almost 40 percent of the total returns came from readers who either had no plans for AM stereo, did not know, or simply returned the card with comments (no vote) might seem ominous. However, a large proportion of the no vote cards came from FM stations, TV stations, and production facilities. Obviously the issues underlying the AM stereo competition are important enough to cause "non-participants" to comment.

The issues most mentioned were the FCC's on-again-off-again marketplace decision regarding AM stereo and, perhaps more basic, the question of whether there is a real need for AM stereo. The comments were quite telling, dramatizing that a technical issue can raise emotions. An overwhelming majority of responses came from man-

agement and chief engineers, which indicates that the decision-makers have been involved in a difficult period of determining what to do.

Looking only at the comments, there was an almost even split of positive versus negative statements regarding the future of AM stereo. As for the FCC decision, the comments were almost unanimously critical, most pointing out that technical standards must be set, not decided by the marketplace.

Typical of the "let's get going" attitude was the comment from the president of an Oregon station: "We are committed to AM stereo and have already ordered the Harris system."

A chief engineer for a Massachusetts AM/FM station states, "All major markets will have Kahn stereo months before any other system is on the air. Who's going to try to buck that?"

But a chief engineer for an AM/FM station in Minnesota claims, "Motorola offers compatibility and low noise and distortion." Counters the vice president of a Tennessee station, "It appears that the Magnavox system is all the receiver manufacturers are prepared to build at this time."

The president of a Louisiana station is not so sure. "I know we'll have a good system once all is said and done

. . . but when can we expect to have receivers on the market?" he asks.

In general the comments favoring Harris centered around this system's linear design and those supporting Kahn stressed the ability to get on the air quickly.

On the negative side, a number of engineers wondered if the AM stereo signal is technically able to match FM stereo. "AM stereo is a novelty that will soon pass," says the chief engineer of a Texas AM/FM station. "What the public wants is the quality of sound available on FM. Unless we can compress a 15 KHz response into our AM channels, AM will die as a music medium."

The chief engineer at a Washington facility adds, "I see no advantage to a stereo signal that rolls off a 5 KHz frequency response, not to mention AM noise."

The comments concerning the FCC's AM stereo decisions were often tinged with anger. "What a screwed-up mess!" exclaimed one.

A frustrated AM/FM station chief engineer in Illinois suggests, "FCC really blew it with marketplace non-decision. Best thing would be for AM station engineers, receiver manufacturers and system proponents to get together. Fat chance of that, however."

Another remark along this line: "FCC decision stinks! Harris should take lots of Japanese receiver makers out to many fancy lunches and convince them that synchronous detectors aren't too expensive."

Finally, a tongue-in-cheek response from the director of engineering for a Wisconsin station seems to sum it all up: "The FCC's marketplace decision was the best thing to happen to FM since [the development of] stereo. I'm glad public lynching is out of style."

Not much doubt over what type of station this reader represents. *BM/E*

How They Voted

Here's how the *BM/E* Reader Response Card straw poll turned out. Percentages are for those who marked a choice.

SYSTEM	% CHOOSING
Harris	43.95
Kahn	30.22
Magnavox	12.64
Motorola	12.64
Belar	0.55

ADDA

CORPORATION



Try This on Your TBC.

When we set out to design a dual-channel time base corrector, we knew we had an exciting opportunity. The AC 20 would be more than a superb, economical TBC; it would be the basis for a system that could incorporate production functions normally found only in separate stand-alone units. For instance, a 2:1 Production Remote was a natural.

The AC 20 gives you two channels of digital time base correction in just seven inches of rack height, saving space, maintenance, capital cost, cooling, and power. The Production Remote gives you digital switching effects at very little extra cost.




In fact two channels of time base correction with 2:1 digital effects are priced at only \$17,500.

Two of the effects are shown above: Corner Wipe, and Push Off. You also get Vertical Wipe, Vertical Interval Cut, Fade/Dissolve, Push On, and Pull Off, plus Reverse and Mid-Stop controls and a choice of four transition speeds. Not bad for a TBC.

This means that with three VTR's and an AC 20 (with the

Production Remote option) in an editing suite, your ENG post-production crew is ready for A/B-roll editing with digital effects, some of which have only been seen on upscale switchers until now. No need to tie up your production switcher. And you can remote the AC 20 to your editor, if you like.



The AC 20 works with 3/4-inch and 1/2-inch V-locked, unsegmented VTR's that accept derived 3.58 MHz feedback. It uses a 16-line store, eight-bit technology, and fourth-harmonic sampling to produce a broadcast-standard output. Its digital circuitry assures that the output signal is the same quality as the video input signal. It is virtually transparent. And it is modular; you can start with a single correction channel and do cuts-only editing; you can add a second channel and move up to A/B rolls. You can add the Production Remote for digital transition effects. And that's just the beginning. The AC 20 TBC is the first of a new family of products that will have a significant influence on the future of broadcast production equipment.

The bottom line: Two TBC's plus 2:1 digital effects. At less than a fifth the cost of separate stand-alone production units.

Affordable Excellence

ADDA CORPORATION

1671 Dell Avenue
Campbell, California 95008
(408) 379-1500

interpreting the FCC rules & regulations

Logging Requirements to be Eliminated, Further AM Daytime and SCA Activity

By Harry Cole, FCC Counsel

IF THE FCC were a farm, and its rules and regulations were its crop, the middle of the summer would be a prime planting time; but as almost everyone knows, the FCC usually shifts itself into neutral during August.

Before doing so, however, it generally issues a fairly wide range of proposals for comment by the public. This past summer was no different, as the FCC proposed significant changes in a variety of areas.

The most sweeping change in progress is the proposed elimination of the requirement that broadcasters keep detailed operating and maintenance logs. At first, this may seem like a positive step. After all, the logging requirements were first developed over 50 years ago when the available broadcasting equipment was infinitely less sophisticated than today's.

Yet, while the reliability of broadcast equipment has increased enormously, the logging rules have not kept pace; indeed, the logging rules have hardly changed at all. Broadcasters could easily question the need for making, recording, and filing readings every couple of hours when those readings seldom, if ever, vary. As the Commission put it, it is possible to "question whether state-of-the-art communications technology makes the periodic recording of specific transmission system information unnecessary."

The FCC has questioned the matter so intently that it has proposed nothing less than the total elimination of all technical logging obligations, including both operating logs containing periodic recordings of transmission system data, and maintenance logs for records of transmitter tests, meter calibrations, equipment malfunctions, and the like. The exception to this rule would be experimental stations who have to keep logs to help the FCC assess new methods of operation.

Of course, the elimination of the logging requirements would not alter the underlying obligation to maintain each

station's technical operation within its licensed limits and any additional tolerances imposed by FCC rules. In this respect, the proposal is similar to most of the Commission's other recent deregulatory actions: broadcasters are still required to operate within definite limits, but they no longer have to engage in exhaustive documentation of their compliance with these restrictions.

The underlying theory is also similar to that of other deregulatory steps: in the Commission's view, marketplace forces will compel broadcasters to maintain the technical standards set by the Commission.

The trouble with this approach is that, in the technical sphere, marketplace forces will, at best, probably encourage each broadcaster to provide the clearest, most consistent signal possible, conceivably without regard to what the specifics of the FCC rules might require. In other words, the broadcast consumer probably will expect only decent reception. As broadcasters must recognize, there are a number of technical components involved in providing "good reception" and, in some instances, improvements in a station's signal may entail violations of applicable rules. Thus, there would appear to be at least some possible incentive, from the marketplace perspective, for technical violations. Pressure from other stations, who would be interested in making sure that their competitors were playing by the rules, might tend to counteract this effect. In any event, elimination of all technical logging requirements would make it more difficult for the FCC to establish whether technical violations are occurring and, if so, their nature and extent.

Similarly, it must be noted that, while the FCC's faith in the reliability of state-of-the-art equipment is no doubt well-placed, there are substantial numbers of stations operating with older, less reliable transmission systems. Further, in view of the Commission's deregulation of its first class radiotelephone operator requirements, it could be argued that there is less assurance that the technical

Introducing Electronic Cinematography

Ikegami takes the film concept, cinematography, and makes it a video reality. And what makes this possible is the Ikegami EC-35 electronic cinematography camera. It looks, handles and performs like a 35mm cine camera. So now you can shoot film-quality television productions on video tape instead of film... faster, easier and at lower cost.

The unique optical system accepts a variety of prime and zoom lenses designed by Canon and Fujinon. And, because the lens ideas come from 35mm cine cameras, you'll find T-stops as well as familiar viewing angles.

To bring out the best in the unique optical system, advanced electronic circuitry is employed. For example, a specially designed FET preamp, used in conjunction with 2/3" low-capacitance diode-gun Plumbicon* tubes, operated in a high voltage mode, deliver an extra-ordinary S/N of 57 dB. The EC-35's

ability to compress highlights while retaining detail, combined with a full complement of operational auto-matics, make it probably the best video camera available today.

As for handling, the EC-35 is very similar to a 35mm cine camera. On the tripod or off, it lets you use film techniques and lighting. And you'll find familiar features like a matte box, and follow-focus mechanism. What's more, the EC-35 utilizes the Emmy-award winning (1980-1981) digital techniques that assist in the adjustment of routine daily functions. So you can spend more time shooting.

For a demonstration of electronic cinematography, contact Ikegami.



© NATAS/ATAS

Ikegami EC-35

Ikegami Electronics (USA) Inc., 37 Brook Avenue, Maywood, NJ 07607; (201) 368-9171
Northeast: (201) 368-9171 West Coast: (213) 534-0050 Southwest: (713) 445-0100 Southeast: (813) 884-2046 Canada: (201) 368-9179



*Registered TM of N.V. Philips

Circle 169 on Reader Service Card

FCC RULES & REGULATIONS

staffs in charge of operating and maintaining the older equipment will be able to keep it in compliance with the various regulations. Again, the technical logging rules would not necessarily provide such assurance either, but they might increase the ability of each station's chief to identify and cure problems which exist.

This is not to say that, on balance, the elimination, or substantial modification, of the technical logging rules may not be a good idea. It is to say, however, that the wholesale elimination of those rules should not be embraced uncritically and without reservation.

FM SCA regs to be overhauled

Meanwhile, as we forecasted two issues ago, the Commission has opened a proceeding which could lead to the dramatic expansion of the use by FM licensees of their subsidiary communications potential. As you may know, FM licensees can now obtain subsidiary communications authorizations (SCAs) very routinely, but they can only use them for quasi-broadcast uses or utility load management purposes. The FCC now thinks the restrictions may "needlessly or unreasonably encumber new and innovative services." With this in mind, it has proposed a top-to-bottom overhaul of the FM SCA rules.

The proposed rule revisions relate to virtually all aspects of SCA use, including the application procedure, the applicable technical standards, the nature of permissible uses, and even the amount of daily SCA use to be permitted.

On the procedural side, the FCC has proposed to eliminate the requirements that formal applications for SCAs be submitted, and that program logs reflecting SCA content be maintained. While obviously desirable from a convenience standpoint, neither of these proposed changes would significantly alter the nature or amount of SCA use.

On the technical side, however, the FCC is considering expanding the SCA baseband and permissible injection levels. The idea is to increase overall SCA capability, whether it's used for additional subscription services or for the improvement of the main channel signal. Such enhanced capability could, in the Commission's view, provide incentive for FM licensees to institute new SCA service or to expand their existing service.

To further induce licensees, the FCC is proposing to eliminate the restrictions it has historically imposed on the content of SCA transmissions. Until recently, those restrictions limited SCA use to broadcast-related purposes such as transmission data telemetry, or subscription services. In January, 1982, a new permissible use—utility fuel load management—was added (see *BM/E*, August 1982, p. 85). It now looks like virtually any use may be permitted. The result could be the enhancement of the main broadcast service through the addition of an SCA signal triggering, say, a receiver's noise reduction function. It could also provide a wide variety of non-broadcast-related services, such as paging, electronic mail delivery, and even the coordination of traffic signals.

Finally, to make SCA use even more desirable, the

Nothing Compares to The Quality and Feel of The Nagra T-Audio Studio/Remote Recorder

- Twin Capstan, Servo-controlled tape transport with interhead tension sensing.
- Detachable, individual control keyboard for full remote capabilities.
- Interchangeable head assembly.
- Keyboard selection of any one of four pre-set modes for speed, tape type and standard.
- Four speed operation — 30ips, 15ips, 7½ips, 3¾ips, plus variable playback speed control.
- High speed copying capabilities — ten m/s spooling.
- Servo-control editing with built-in cutter.
- AC/DC operation... even off your car battery.
- Matrix display for "record" and "output" modes.
- Power, phase-lock and tape tension warning display.
- 15¾" L x 15½" W x 9¾" H, compact; 44 lbs lightweight.



Roll-about pedestal available

Test curves and complete specifications on request

NAGRA MAGNETIC RECORDERS, INC.

A Subsidiary of Nagra Kudelski, Switzerland

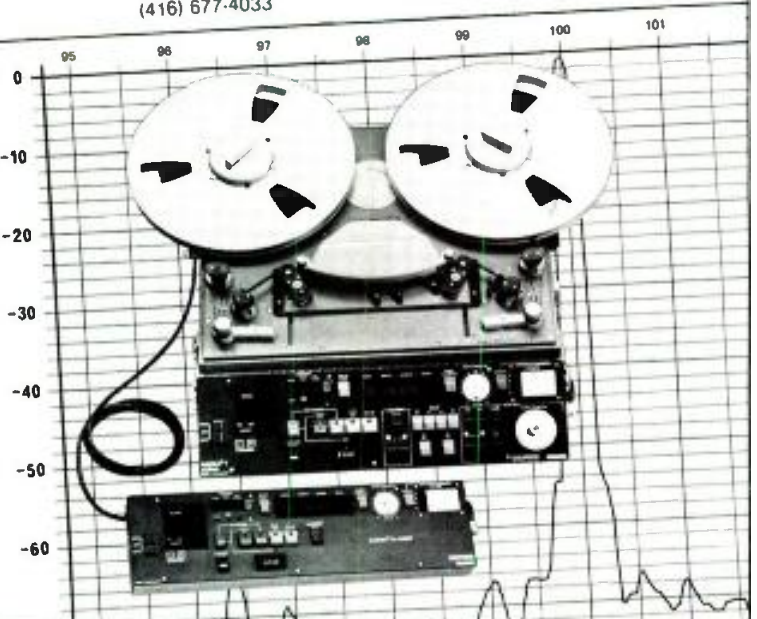


East Coast
19 West 44th St. Room 715
New York, NY 10036
(212) 840-0999

West Coast
1147 N. Vine St.
Hollywood, CA 90038
(213) 469-6391

In Canada
Arri/Nagra, Inc.
6467 Northam
Mississauga, Ont. L4V 1J2
(416) 677-4033

See us at Booth 210
AES, Anaheim



Circle 170 on Reader Service Card

FCC RULES & REGULATIONS

FCC has proposed that such use be permitted 24 hours per day, regardless of whether or not the station's main channel is being used. Elimination of the current rule could convince some licensees to experiment with various SCA uses, which seems to be just what the FCC has in mind.

The SCA rulemaking is extremely broad in its scope and potential effect. Indeed, it is directed at both commercial and noncommercial stations, although until a companion rulemaking proceeding launched earlier this year is resolved, noncommercial licensees would still be prohibited from realizing any profit from SCA use.

The importance of these proposals lies in the extent to which they demonstrate the Commission's willingness to consider innovative uses for radio signals, knowing that such uses do not fit comfortably into any of the traditional spectrum allocation pigeon holes. It appears that the FCC, frustrated at the amount of unused SCA space currently available despite the growing demand for a wide variety of radio services, is ready to have that space put to use for just about any purpose as long as each station's main signal is not adversely affected. As with the operating/maintenance log proposal, comments on the SCA proposals have been invited by the Commission.

Daytime AM rules to be relaxed

The operator/maintenance log proposal appears to have arisen from the FCC's own desire for deregulation, and the SCA proposals from its desire to maximize the efficient use of spectrum space. One additional set of propos-

als advanced by the Commission in the late summer seems to be the result of old-fashioned lobbying. In response to requests from a number of groups, the FCC has also proposed to relax rules restricting operation of daytime-only AM stations. AM daytimers have been one of the most vocal of the special interest groups in their long-running fight to obtain some greater measure of parity with fulltime AM licensees. Those efforts may well be paying off.

The FCC's proposals fall into two categories. First, there are a number of proposed amendments which the Commission is presently inclined to adopt. These include: permitting Class II stations located east of co-channel Class I-A stations to obtain pre-sunrise authorizations (PSAs); establishing 6:00 a.m. local time as the commencement time for PSAs for Class II stations which are located both outside the .5 mV/m 50 percent skywave contour of their co-channel Class I-A station and to the east of that Class I-A station; establishing a "post sunset authorization" permitting Class II stations outside the .5 mV/m 50 percent skywave contour of their co-channel Class I-A stations to operate past sunset until 6:00 p.m. local time, with maximum power of 500 watts; and permitting Class III daytimers to operate past sunset until 6:00 p.m. local time with 500 watts of power and without having to protect other Class III stations. These and other limited proposed amendments represent significant concessions by the FCC, which has thus far been firm in its adherence to the purely daytime-only nature of daytime

Finally— The Perfect Broadcast Phono Preamp.



Exceptional RFI Immunity: Extensive RF shielding minimizes both conducted and radiated interference. Multi-section networks filter RF from power line and audio connections. Floating inputs eliminate ground loops.

Exceptional Performance: High slew rate circuitry with discrete front end provides extremely low IM and TIM distortion at high output levels — 0.01% THD or IM; +21 dBm output; ±0.5 dB RIAA response.

The EP-1 provides 600 ohm balanced transformer-less output. The EP-2 utilizes high quality output transformers for 150/600 ohms balanced and floating outputs.

Prompt delivery.

For more information, contact your local Broadcast Electronics Distributor, or call.



**BROADCAST
ELECTRONICS INC.**

4100 N. 24th ST., P.O. BOX 3806, QUINCY, IL 62305-3806, (217)224-9600, TELEX: 25-0142

Circle 171 on Reader Service Card

Wide Eye I & II

Low-cost, lightweight,
wide-angle lens
attachments for your
ENG/EFP video zoom lenses.



- Front-mounted *Wide Eye I & II* readily convert most video zoom lenses into *ultra wide-angle* fixed focal-length lenses with no loss in light transmittance.
- Made of high-quality optical glass with multiple anti-reflective coatings.
- *Wide Eye I* increases the widest angle of the zoom lens by about 35% with minimal distortion. *Wide Eye II* increases it by about 50% for a "fish eye" effect.
- Easily attached to most professional ENG/EFP zoom lenses which feature macro and/or adjustable back-focus.
- Ruggedly constructed. Supplied with Naugahyde pouches featuring Velcro closure and belt loops.

Rental • Sales • Service



**Film/Video
Equipment
Service Co.**

1875 So. Pearl St., Denver, CO 80210 • 303/778-8816

Circle 172 on Reader Service Card

When you
absolutely,
positively,
unequivocally,
categorically
need to look
your best.

FUJI
VIDEO TAPE
MADE IN JAPAN

Available in 2", 1", 3/4" and 1/2" Beta and VHS.

Circle 173 on Reader Service Card



FCC RULES & REGULATIONS

licensees. These proposals are fairly straightforward, predictable, and in general, tame.

The second batch of proposed changes is much more intriguing. They include the possibility of giving daytimers "preference" in seeking FM and unlimited-time AM licenses, and the more radical suggestion that daytimers simply be permitted to operate all night, with power not exceeding 500 watts, and with the understanding that they would not cause interference to other stations. Even more radical is the suggestion that daytimers be permitted to switch to local channels at sunset, or that they be permitted to apply for "low power FM outlets."

This last proposal appears to be a reference to a proposal, advanced about a year ago, to create a low power FM service similar to the low power television service (LPTV), but using FM translators instead of TV translators. In view of the FCC's unfortunate experience with LPTV, it is curious that it would even consider the establishment of an "LPFM" service.

It should be emphasized that this second batch of suggestions is not ready for adoption. Proposals in the second batch are merely the subject of a Notice of Inquiry (NOI), rather than a Notice of Proposed Rulemaking (NPRM). This means that, before it can adopt any of these ideas, the FCC will have to issue a further NPRM. The first batch of proposals described above (the 6:00 a.m. PSA concept, etc.) are already the subject of an NPRM and they can be adopted after comments are submitted and reviewed.

While the various daytimer-related proposals may ap-

pear at first glance to be responsive to the difficult situation of daytime-only operators, further reflection suggests that they are not all that responsive. While the extension of the normal broadcast day to include 6:00 a.m. to 6:00 p.m. would doubtless be welcomed by daytimers, it would still leave them in an essentially daytime-only status.

Similarly, all of the other proposals in both the NPRM and the NOI appear to have as their unstated predicate the idea that there will always be such things as daytime-only stations. However, many daytimers have the desire to achieve full-time status.

As indicated above, none of these various proceedings is likely to be concluded before the winter or early spring. Chances are good that the proposed elimination of operating and maintenance logs will be adopted relatively quickly, primarily because it fits conveniently into the deregulatory pattern already established by the Fowler Commission. Similarly, the FM SCA proposals are likely to be adopted with little debate, although some affected groups (most notably the sight-impaired) who benefit from existing SCA service are likely to lobby hard to try to make sure that they don't lose any ground.

The AM daytimer proposals, however, may be in for some rough sledding. While the FCC may be sincere in its desire to assist daytimers, even some of the basic changes proposed involve the potential of interference, a potential which is sure to generate controversy and, very likely, de-

BM/E

Currently at reduced prices



From the Neumann Collection

The undisputed star of stage, screen and television is Neumann's KMS 84 condenser microphone, specifically designed with the soloist in mind.

This rugged performer is insensitive to popping and overload caused by close-up, hand held use. It's also insensitive to the noise caused by fingers gripping the case.

With the KMS 84, the recording artist now has the same high-quality Neumann microphone on stage that was previously available only in the recording studio.

Accessories include six different color-coded, easily interchangeable wire mesh grilles to facilitate identification on stage. Write or call today for a brochure and listing of dealers near you.



GOTHAM
AUDIO CORPORATION

741 Washington St., New York, NY 10014 • (212) 741-7411
West Coast Office: (213) 874-4444

GA-20

NEW! Book VIDEOTAPE EDITING

Videotape Editing-Communications With Pictures And Sound answers every videotape editing question:
When to edit? When to (and when not to) use a dissolve or wipe? How to cut? How to use complex sync role editing and audio sweetening? How to affect the mood and pace of a show? Why and how to perform computer editing without losing creative control? It even takes the mystery out of time code and user bits.
Beginning editors, experience pros, film editors, and media managers will all appreciate **Videotape Editing**. This new book is your guide through the world of computer assisted videotape editing.
Videotape Editing-Communications With Pictures And Sound By Michael D. Sbetter
• 165 pp. • 144 illus. • 6" X 9" • Hardbound
\$32.20 (\$34.00 in IL.)

Order Today!

Brochure Available

(312) 364-1900 Ext. 825

Major Credit Cards Accepted

SE Swiderski Electronics Inc.
Audio Video Engineers

1200 Greenleaf Ave. • Elk Grove Village, IL 60007

Circle 174 on Reader Service Card

To find your best synchronizer buy just fill in the blanks.

Synchronizer Comparison

Feature	HVS 690	ADDA	NEC	QUANTEL	MICROTIME
9 bit $4X F_{sc}$ Transparent Digital Architecture	YES				
Hysteresis Circuitry for pointer crossing compensation	YES				
Full Frame Memory	YES				
Built-in, Infinite Window TBC with Look-ahead Velocity Compensation	YES				
Heterodyne & Direct for all VTR formats	YES				
Multiple-criteria Hot Switch Circuitry	YES				
Freeze Frame or Freeze Field	YES				
3.5-inch Vertical Rack Space	YES				
Price	\$15,500 (F.O.B. HVS)				
Initial Deliveries	July				


Or, to save time
just buy the HVS 690

SEE THE NEW HVS 690 IRIS II AT BOOTH NOS. 165-168, SMPTE



Go ahead, compare if you wish. But, we must warn you, it'll probably be a waste of time. Not only does the HVS 690 have all the features above, it also has such things as a 59dB S/N ratio, a 1% K Factor, very low power consumption, and readily available industry standard components.

In short, the HVS 690 is simply the best price/performance package around. To ensure early delivery, place your order now. For details, call or write: Harris Corporation, Harris Video Systems, P.O. Box 523, 1255 E. Arques Avenue, Sunnyvale, CA 94086, Telephone 408/737-2100 Telex 35-2028.




HARRIS

Circle 175 on Reader Service Card

www.americanradiohistory.com

The Quantel Shot Box.



Perspective, rotation, and 68 other moves. At the touch of a button.

With a Shot Box control panel on your DPE 5000/PLUS, you can call up the most complex digital effects simply by touching a button.

The Shot Box lets you put a single move—or a sequence of many moves—behind each button. You can have 70 push-button sequences on-line. It's awesome.

And MCI/Quantel gives you total creative freedom. You can use our standard catalog moves. You can modify the standard moves. Or you can create your own custom moves.

With picture rotation and "Dimension" on your DPE 5000/PLUS, you can have the most dazzling array of effects available. Not only can you change the size and position of a picture, but simultaneously rotate it on any axis and alter its perspective.

All this power—Shot Box, rotation, "Dimension" multiple channels, and more—can be added to existing single-channel DPE 5000s, even the first ones manufactured. And the DPE 5000 can be interfaced to any production switcher.

All this with unique Quantel picture quality.

No wonder we say "don't make a move without Quantel!"

Call your local MCI/Quantel office for details. Or get in touch with us directly at 415/856-6226. Micro Consultants, Inc., P.O. Box 50810, Palo Alto, California 94303.



MCI/QUANTEL
The digital video people.

MCI/Quantel, "Shot Box," and "Dimension" are trademarks of Micro Consultants, Inc.

Circle 176 on Reader Service Card

www.americanradiohistory.com

TAX TIPS for stations

Legal Costs

By Mark E. Battersby, Financial Consultant

MANY BROADCASTERS have long since discovered that it is sometimes necessary to resort to the legal system in order to settle outstanding problems or grievances. Admittedly, going into court, whatever the reason, is never pleasant, but it doesn't necessarily have to be expensive—not even when you are butting heads with the federal government. The financial relief, suprisingly, comes from Congress and our tax laws.

When it comes to station managements that battle successfully to reverse decisions made by federal bureaucrats, the financial aid is provided by the Equal Access To Justice Act which took effect October 1, 1981. That largely unpublicized law requires Uncle Sam to pay the legal costs of small businesspeople, nonprofit corporations, and any individuals who can show that they were unjustly treated by the federal government on matters ranging all the way from federal contracting to paying taxes.

Prior to the passage of the Equal Access To Justice Act, broadcasters were permitted to recover attorney's fees and related expenses only if they qualified under the Civil Rights Attorney's Fees Awards Act of 1976. Unfortunately, the requirements for recovery under that law were extremely strict. For instance, under those old rules, taxpayers were required to qualify as "prevailing defendants" in an action or proceeding brought by or on behalf of the government in order to recover their legal fees.

With the enactment of the Equal Access To Justice Act, however, broadcasters will find it much easier to qualify for recovery. Although the act does not apply to litigation in the U.S. Tax Court, state courts, or Internal Revenue Service Administrative proceedings, it does apply to administrative or court proceedings brought in any federal court or the Court of Claims so long as the position taken by the government is not substantially justified.

Reportedly, Congress felt that that former standard (requiring litigants to prove that the government's conduct was arbitrary, frivolous, unreasonable, or groundless) was too restrictive and made awards too difficult for most broadcasters to obtain. Under the "not substantially justified" standard of last year's act, the interests of both the government and the public seem to be balanced because the test of whether a government action is substantially justified is one of reasonableness. If the government can show that its case has a reasonable basis both in law and fact, no award to a broadcaster nor to anyone else will be made.

In addition to eliminating the broadcaster's need to establish the government's "bad faith," Congress increased everyone's opportunity to qualify as a "prevail-

ing party" by permitting legal fee recoveries to stations which obtain a favorable settlement of their cases, even though they may have lost on some issues.

So far the awards total only a trickle amounting to less than \$50,000. But some federal officials have publicly expressed the fear that this trickle might swell to a \$120 million-a-year flood as small companies once reluctant to take on Uncle Sam because of litigation costs discover this new financial safety net.

It isn't yet clear just which agencies will trigger the most costs under the Equal Access To Justice Act. The U.S. Chamber of Commerce contends that the Equal Employment Opportunity Commission will be a leader. Others predict farmers, timber companies, and small oil and gas drillers will be early collectors based on pending battles against the Farmers Home Administration foreclosures and Interior Department land-use decisions. And, of course, there is the one target almost certain to become a favorite of most broadcasters—the Internal Revenue Service.

Shortly before this new act became effective, the IRS issued guidelines to all of its field offices advising its employees of the provisions of the Act and its possible implications. Those guidelines acknowledged that there will be judicial proceedings in which taxpayers will prevail, but it urged its employees to strictly adhere to existing IRS principles to insure against judicial determinations that an employee acted in bad faith or that the IRS had taken an unreasonable position.

Since the Internal Revenue Service doesn't seem overly intimidated by the fact that they will have to pay a taxpayer's legal fees out of their own operating budget if the taxpayer successfully proves "unreasonable basis" for their actions, perhaps the average broadcaster's legal actions won't be directed only against the government. Fortunately, here too, financial assistance is available, this time in the form of income tax deductions for legal expenses.

Quite simply, a legal fee paid or incurred in connection with any business transaction, or made primarily to preserve an existing business reputation or goodwill, is ordinarily deductible. The tests for determining deductibility are substantially the same as those for business expenses in general, which means that those tests would preclude a current deduction for a legal expense incurred in the acquisition of goodwill or some other depreciable capital asset.

Naturally an expense resulting partly from business and partly from nonbusiness activities (as in the case of a settlement of claims involving both a corporate business and its controlling stockholder's liabilities) must be allocated between the two.

The following are a few examples of what has been al-



**ELECTRONIC INTERLOCK
MAGNETIC FILM
RECORDERS and REPRODUCERS
THE STANDARD OF HOLLYWOOD
AND THE WORLD**

**FOR FILM AND TELEVISION RE-RECORDING
ELECTRONIC LOOPING
HIGH SPEED DUBBING
TELECINE MAGNETIC FOLLOWERS
HIGH SPEED PROJECTORS
VIDEO TAPE-FILM INTERLOCK SYSTEMS
TOTAL FACILITY ENGINEERING**

Sydney
Magna-Techtronics (Aust.) Pty., Ltd.
P.O. Box 150
Crows Nest NSW 2064, Australia
Telex 24655

London
Branch & Appleby
42 High Street
Harrow-on-the-Hill
Middlesex HA1 3LL,
England

MAGNA-TECH ELECTRONIC CO., INC

630 Ninth Avenue, New York, N. Y. 10036

Telephone (212) 586-7240

Telex 126191

Cables "Magtech"

Circle 177 on Reader Service Card

TAX TIPS

lowed as immediately deductible expenses incurred in a trade or business:

- Defense against FCC-initiated proceedings that would have resulted in revocation of radio broadcasting licenses.
- Compromise settlements merely to avoid possible injurious litigation publicity.
- An employer's defense of a claim arising out of an employee's action done in the scope of employment.
- Settlement of litigation involving the alleged negligent use of a business-owned vehicle by the son of one of the officer/shareholders of the corporation.
- Tax fraud charges against a business predecessor.
- Collection of business debt.
- Action to reduce the amount of a special assessment.
- Successful prosecution of a suit to invalidate a municipal ordinance prohibiting the operation of the taxpayer's business.

Of course, if the legal expense corresponds to an expenditure for the purpose of acquiring or improving a capital asset, it, too, is a capital expenditure. It should be noted in this connection, however, that the book value or basis of land is separate and apart from that of improvements or buildings. In other words, an expenditure related to the acquisition of land is reflected only in the cost or other basis of that land, apart from any improvements constructed on such land.

Legal expenses involving the following have been ruled capital expenditures:

- The successful prosecution of a suit to invalidate an ordinance prohibiting the expansion of a broadcasting business as well as the unsuccessful challenge of a municipally established building line that adversely affected the station's business property.
- Sale of assets incident to the business's liquidation.
- Defense of condemnation proceedings.
- Right to use a trade name.
- Procurement or defense of the title to land.
- Patent infringement.
- Stock-appraisal proceedings.
- Change of title registration.
- Deed of correction.
- Clearance of transferor's title.

Aside from counsel fees, other legally related costs that may be legitimately deducted as legal expenses include the fees paid to, or expenses incurred in procuring the services of accountants, expert witnesses, or other persons involved in the preparation and prosecution of the defense or support of your position; court charges, stenographic and printing charges, and even the travel expenses of the taxpayer/defendant.

An income tax deduction for legal and related expenses incurred in defending a legal business against charges of illegal acts or practices is usually allowed regardless of whether the defense is successful.

With legal expenses being so much a part of all of our lives, it is nice to know that at least a portion of the tab will be picked up by the government in the form of income tax deductions. It is even more comforting to know that the government will at last be forced to pick up any legal bills that you incur because of an overzealous or malicious bureaucrat's interference in your broadcasting businesses' activities.

BM/E

Live Remotes

Uncompromised performance of Marti's RPT-25 and RPT-40 has made them favorites of the industry.



RPT-25
RPT-40

When it comes to **LIVE** Remotes these RPU transmitters have set the standards for broadcast quality audio and continuous duty service.

FEATURES:

- ★ RPT-25 Type accepted for all UHF RPU channels (25 Watts)
- ★ RPT-40 Type accepted for all VHF RPU channels (40 Watts)
- ★ Four audio inputs with mixing type controls
- ★ Built-in FM Compressor-Limiter
- ★ Built-in AC supply or external DC
- ★ Optional encoder and dual frequency
- ★ Built-in metering

MARTI **MARTI Electronics, Inc.**
1501 N. Main • P.O. Box 661
Cleburne, Texas 76031
(817) 645-9163 • Telex 794 835

Circle 178 on Reader Service Card

When **YOU** want
NICKEL CADMIUM

RELIABLE AND INEXPENSIVE

**PE 90
PACK**
a guaranteed
performer



also available
new snap-on
case for the
camera



POWERS VTR OR CAMERA

YOU want
PERROTT
a name you can depend on

7201 Lee Highway, Falls Church, Va. 22046 (703) 532-0700

Circle 179 on Reader Service Card

“The Electro-Voice Sentry® 500 is a monitor by design.”

FIRST TIME ADVERTISING

Greg Silsby talks about the New Sentry® 500 studio monitor...

Everyone expects a studio monitor system to provide a means of quality control over audio in production.

True, other audio test equipment can supply you with valuable data. But that data by itself is incomplete and only displayed in visual form.

Only a true studio monitor speaker system can deliver an accurate indication of audio quality in... audio! After all, this is the language of the trained ear and doesn't require a complex interpretation process.

I believe the Electro-Voice Sentry 500 Studio Monitor System will meet your every expectation.

What's a “studio monitor?”

The term “studio monitor” is often a misnomer. It's easy to tack a label on a box and call it a “studio monitor” without including the best precision engineering available, and careful attention to application design. Too often, these all-important considerations are traded-off for such marketing reasons as high cosmetic appeal, a particular type of popular sound, and low component manufacturing cost. While all of this may translate into high profit margins for the manufacturer it does nothing to produce a reliable standard for audio testing and evaluation.

Linear frequency response

The Sentry 500 follows the well-established Electro-Voice tradition of combining the most advanced engineering and manufacturing technology available. The Sentry 500 has been carefully thought-out and built to meet the specific needs of the audio professional. Like the smaller Sentry 100A, the Sentry 500 provides linear response throughout its range (40-18,000 Hz \pm 3dB). In fact, because the two systems share this linearity, program material may be mixed on one, sweetened on the other, with



complete confidence in quality. Acoustic “Time Coherence” (the synchronous arrival of acoustic wave fronts from both high and low-frequency drivers) has been maintained through careful crossover design and driver positioning.

Constant Directivity

The Sentry 500 is a Constant Directivity System, benefitting from years of E-V experience in the design and application of constant directivity devices. Utilizing a unique E-V-exclusive high-frequency “Director”, the Sentry 500 provides essentially uniform coverage over a 110° angle from 250 Hz on up to 10kHz and 60° dispersion from 10kHz clear out to 18,000Hz! And it does this on both the vertical and horizontal axes. This means the “sweet spot”, once a tightly restricted area large enough for only one set of ears, has been broadened to allow accurate monitoring by the engineer, producer, and talent—all at the same time. That's what we call Constant Directivity.

A monitor by design

To qualify as a truly accurate test device, a monitor speaker system must faithfully reproduce the wide dynamic range required by today's music and current digital recording techniques, and do it with low distortion. This is no problem for the Sentry 500 which combines the high efficiency of an optimally-tuned Thiele-aligned cabinet to the brute power handling of Electro-Voice Sentry components. Consider what you get with proven

E-V components in the Sentry 500: the Sentry 500 will deliver 96dB at one meter with only one watt and yet will handle 100 watts continuous program material with 6dB of headroom. That's 400 watts on peaks! The same Super-Dome®/Director combination which maintains uniform dispersion of linear response out to 18kHz also handles a full 25 watts of program power or 5 times the power handling capacity of most “high powered” tweeters. After all, tweeters should convert electrical energy to acoustical energy—not to smoke and fire.

The Sentry 500 is another no-nonsense Electro-Voice Sentry design with the incredible performance and credible price you've learned to expect from EV. I'd like to tell you the rest of the Sentry 500 story and send you the complete Engineering Data Sheet. Write to me: Greg Silsby, Market Development Manager/Professional Markets, Electro-Voice, Inc., 600 Cecil Street, Buchanan, Michigan 49107.

Market Development Manager,
Professional Markets

EV Electro-Voice®
SOUND IN ACTION™

a gulton company

Circle 180 on Reader Service Card

www.americanradiohistory.com

GREAT IDEA CONTEST

Here's a chance to share your own personal solutions to some of broadcasting's most vexing engineering needs . . .

Each month, *BM/E* presents two engineering problems and invites you to submit solutions complete with diagrams. *BM/E's* editors will read the entries and select the best for publication—giving readers an opportunity to vote for the idea they consider best by using the ballot area on the Reader Service Card.

We will pay \$10 for each entry printed. In addition, the solution in each month's competition receiving the most votes on our Reader Service Card will win \$50.00. So put on your thinking cap and submit an answer to either of the problems outlined below . . . and be sure to watch this section for the solutions.

**NEW, BIGGER PRIZE:
\$50.00 FOR
EACH CONTEST WINNER!**

Problem 12: Microphone Switching

In our typical combination control/interview room, the operator/interviewer needs fast control of four mics placed around the table and plugged into connectors on the front of the console. In some situations, the operator may want to open only one mic at a time. Design a simple pushbutton or other system for fast, easy switching of the mics without introducing switching noise into the on-air signal.

**Solutions to Problem 12
must be received by
November 16, 1982, and will be
printed in the January, 1983 issue**

Problem 13: Automatic Power Control

In many parts of the country, particularly during peak usage periods, commercial power line voltages vary almost hour to hour requiring operators to continually adjust the transmitter output. What is your design for an automatic power control for a transmitter that doesn't already have one? (Problem submitted by Tom McGrane, CE, KCAW FM, Sitka, AK)

**Solutions to Problem 13
must be received by
December 15, 1982, and will be
printed in the February 1983 issue**

CONTEST RULES

- 1. How to Enter:** Submit your ideas on how to solve the problems, together with any schematic diagrams, photographs, or other supporting material. Entries should be roughly 500 words long. Mail the entries to *BM/E's* Great Ideas Contest, 295 Madison Avenue, New York, NY 10017. Use the official entry form or a separate piece of paper with your name, station or facility, address, and telephone number.
- 2. Voting and Prizes:** *BM/E's* editors will read all entries and select some for publication; the decision of the editors is final. Those selected for publication will receive a \$10 honorarium. Each month, readers will have an opportunity to vote for the solution they consider the best by using the Reader Service Card. *BM/E* will announce the solution receiving the most votes and will award the winner of each month's competition a \$50.00 check.
- 3. Eligibility:** All station and production facility personnel are eligible to enter solutions based on equipment already built or on ideas of how the problem should be solved. Consultants are welcome to submit ideas if they indicate at which facility the idea is in use. Manufacturers of equipment are not eligible to enter. Those submitting solutions are urged to think through their ideas carefully to be certain ideas conform to FCC specs and are in line with manufacturers' warranty guidelines.

Mail Official Entry Form to:

BM/E's Great Ideas Contest

295 Madison Avenue, New York, NY 10017

Solution to Problem # _____

Your Name: _____

Title: _____

Station or Facility: _____

Address: _____

Telephone: (_____) _____

I assert that, to the best of my knowledge, the idea submitted is original with this station or facility, and I hereby give *BM/E* permission to publish the material.

Signed _____

Date _____

GREAT IDEAS

SOLUTIONS to problem 9: 10 Bells Alarm

EBS uses 10 bells on wire service machines to alert operators to an incoming emergency message. Ten engineers sent in circuits designed to trigger remote alarms when the signal comes in. Here are the finalists, as selected by BM/E's editors.

SOLUTION A

Larry Blandford, Staff Engineer
WLUC-TV, Marquette, MI

This circuit has been in operation here at WLUC-TV for approximately two months, and we have found it very effective in triggering on the 10 bells from the machine. Upon receiving a relay closure from the TTY machine, the input timer shapes pulses to constant length. The counter circuit counts up to nine pulses before sending a pulse to

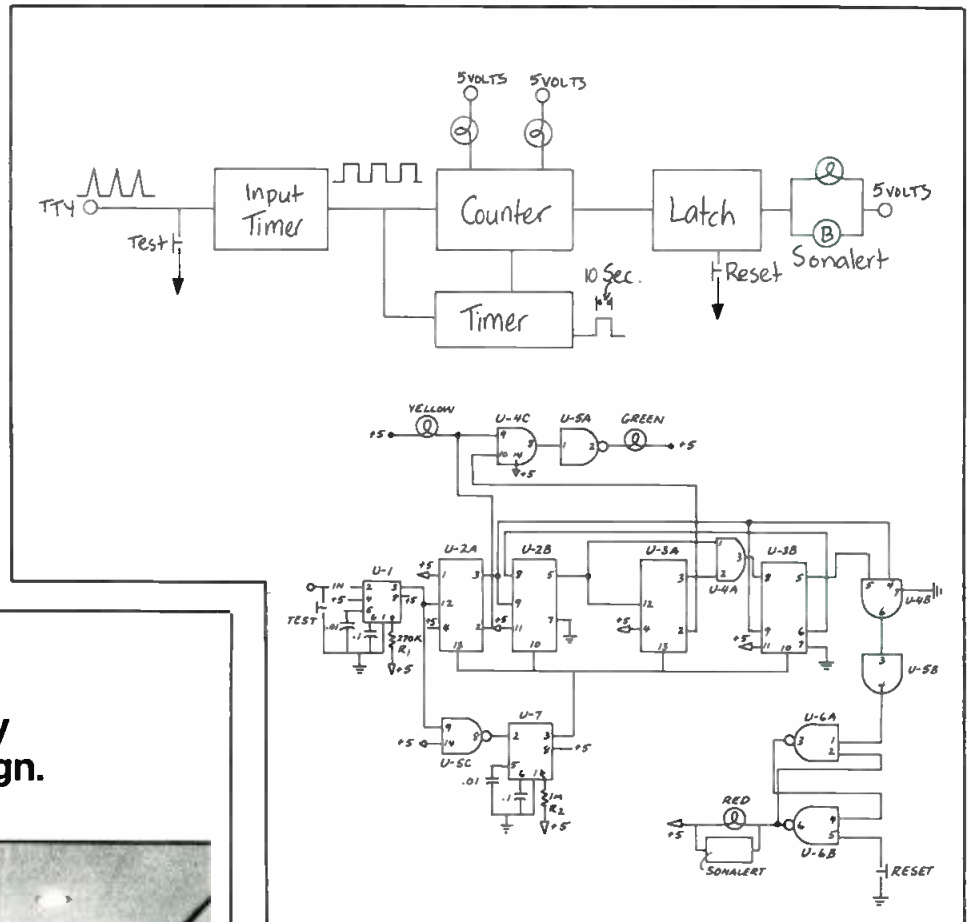
the latch circuit, which turns on an LED and Sonalert buzzer. (Having the counter count nine before sending latch pulse prevents false alarms.) The buzzer and light will remain lit and active until reset. The second timer, with a duration of 10 seconds, is used to reset the counter if the required number of pulses is not counted in this time period. The manual test switch is used to test without incoming signal. The green LED

VOTE NOW!

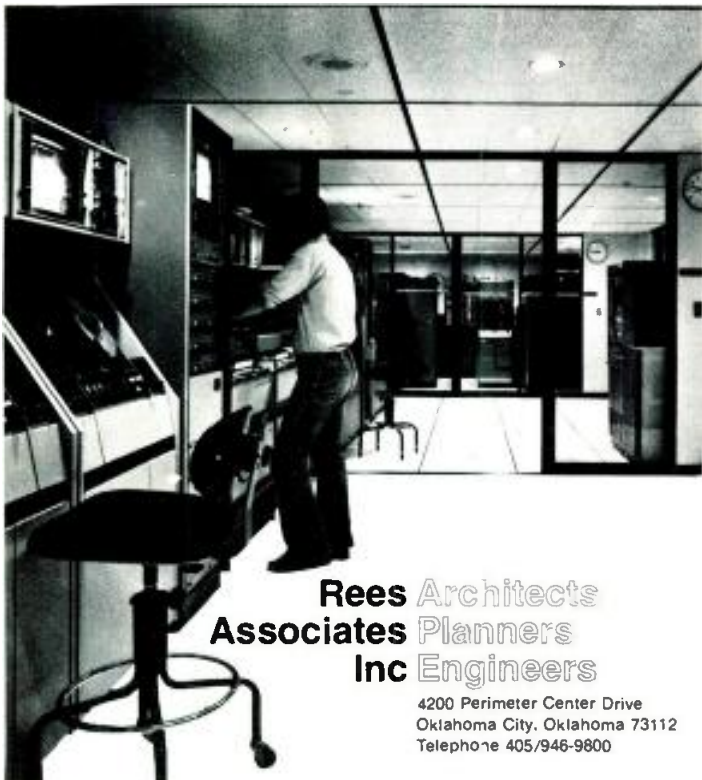
BALLOT ON READER SERVICE CARD

indicates the circuit is ready for count and the yellow LED indicates active circuit function.

Parts list: U-1, U-7: 555; U-2, U-3: 74107; U-4: 7408; U-5: 7404; U-6: MC846P. R1 may vary with model of TTY.



Specializing in
broadcast facility
planning and design.



Rees Architects
Associates Planners
Inc Engineers

4200 Perimeter Center Drive
Oklahoma City, Oklahoma 73112
Telephone 405/946-9800

Circle 181 on Reader Service Card

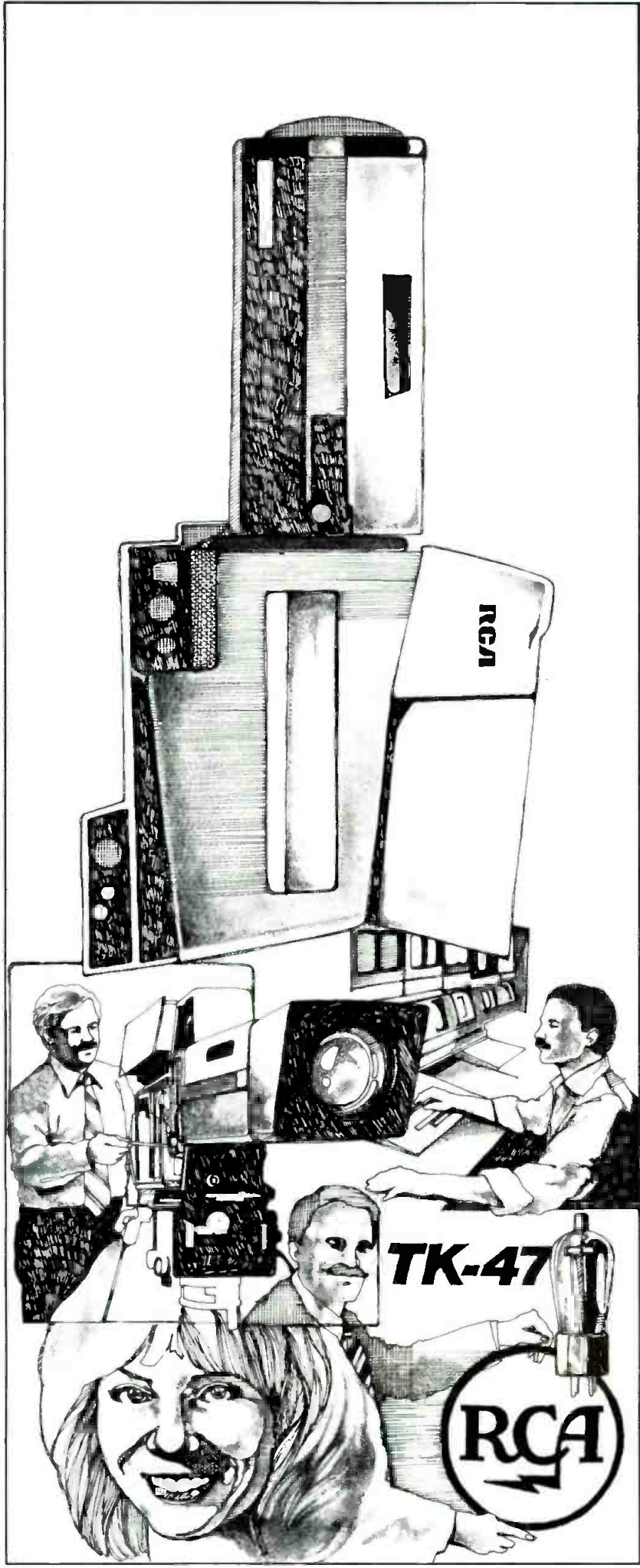
SOLUTION B

John Collinson, Chief Engineer
KOFO/KKKX, Ottawa, KS

This circuit is simple and uses a minimum of components. U1 is a pulse shaper to eliminate contact bounce. The one meg pot in the timing circuit is somewhat excessive, but it allows a wide range of adjustment. For use with a Model 15 printer at 66 words per minute, the pulse at pin 3 of U1 should be around 60-80 ms. Just be sure it is longer than the duration of contact closure, but does not overlap into the next closure.

U3 and U4 are simple shift registers, hardwired so they increment up one with each clock pulse. U5C and U5D form an S-R flip-flop that is set when pin 4 of U4 goes high (after 10 pulses). The numbers in parentheses indicate the pin that goes high with that number pulse.

The key to the circuit is the reset clock, U2. Random bell strikes would eventually trigger the alarm if not reset. U2 is free-running at approximately one pulse each eight seconds, which resets U3 and U4. However, we don't want to reset right in the middle of a real alert, so each pulse from U1 resets U2 to allow a new time delay. Q1 is used as an inverter that resets



Setting A New Pace For The Industry We Pioneered!

...RCA Broadcast Systems

Since we introduced nearly all the advances making commercial color television practical, RCA engineers have been involved in every major improvement in broadcast systems technology. The TK-47 color television camera represents another step forward. Taking advantage of microprocessor technology, RCA engineers automated almost 100 set-up control functions with the touch of a button. Set-up times which used to be measured in hours, now take minutes.

Virtually any picture you encounter on your home screen has been touched by RCA engineering. As America's largest supplier of commercial video equipment, we are involved in every step: studio cameras, portable cameras, video recorders, editing equipment, telecine equipment, transmitters and broadcast antennas. As you read this, we are moving ahead with advanced development programs in digital video equipment and the creation of a completely solid state color television camera.

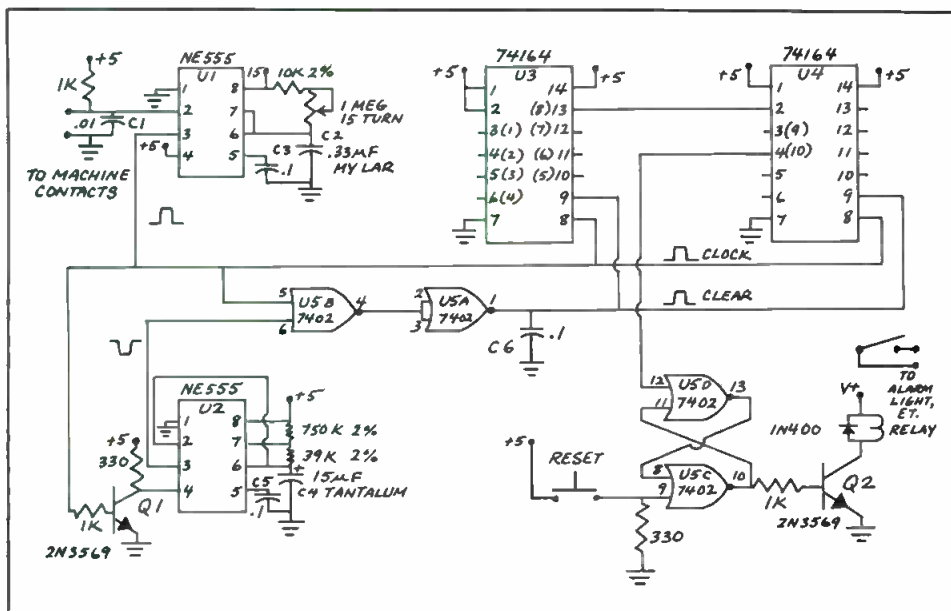
Our commitment is to continue to set the pace for the industry we pioneered. If you are an engineer who is interested in furthering the development of advanced broadcast technology, we invite you to share this adventure with us. For career details, please write to: **RCA Broadcast Systems Division, Joy K. McCabe, Dept. PR-10, Front & Cooper Sts., Building 3-2, Camden, New Jersey 08102.**

Equal Opportunity Employer

**Setting The Pace In
Broadcast Engineering!**



GREAT IDEAS



U2. Since U2 goes low when reset, U5B prevents it from resetting U3 and U4. U5A is used as an inverter.

As drawn, it is impossible to reset the output flip-flop until U2 has reset U4. If this is undesirable, just use a double-pole reset button and use the other pole to ground pin 4 of U2. Use a clean 5 V supply; despiking capacitors should be used if any instability occurs. All resis-

tors are 0.25 W 10 percent, unless noted. Capacitors are 50 V ceramic disc, unless noted. All capacitor values are given in μF .

VOTE NOW!
BALLOT ON READER SERVICE CARD

SOLUTION C

Glenn P. Smith, Chief Operator
WEOL, Elyria, OH

This circuit has been in use at WEOL since July 1981 and has proven very reliable. We used the wire wrap method of construction; the circuit is housed in a mini box (two by 3.5 by six inches) with plenty of room.

The contact closure provided by the wire service machine triggers one half of a 556 timer IC. This part of the circuit debounces the input signal and provides a pulse out of its pin 9 of about 110 ms. The 100K ohm resistor and 1 μF capacitor determine this pulse length, and the value of the resistor can be adjusted if necessary. For a machine operating at 60 words per minute, a pulse length of 100 to 160 ms will work. This pulse goes to two places: first, Q1 starts conducting when the teleprinter bell switch closes and pin 9 of the 556 goes high. The 2 μF capacitor is discharged by Q1 and the output at pin 5 of the 556 goes high. This half of the 556 is wired as a missing pulse detector. Pin 5 will remain high as long as the voltage across the 2 μF capacitor remains below 3 V. The 150K ohm resistor is the charge path for the 2 μF ca-

BARCO
CHROMA DECODERS
FEATURING A UNIQUE
COMPLEX COMB FILTER

- Normal Bandpass and Notch Filter
- Switchable: One Line Comb Filter Or Complex Comb Filter
- 2 composite Inputs + RGB + Sync.
- Also PAL and SECAM.

Sole Distributor for BARCO VIDEO SYSTEMS
Rohde & Schwarz
Sales Co. (U.S.A.) Inc.
14 Gloria Lane, Fairfield, N.J. 07006
(201) 575-0750

See Us At SMPTE Booth No. 22-23
Circle 182 on Reader Service Card

**LOWEST PER CARTRIDGE COST* THE
LATEST MICROPROCESSOR TECHNOLOGY**

WHY WOULD YOU BUY ANYTHING BUT


IGM GO-CART

In 24, 42 or 78-cartridge* capacity

Use 2 or more Go-Carts for back to back play of all programming, including music

OR

Add one to your existing system to handle all the commercials, ID's, and public affairs, leaving the music on reels or disks. Easily interfaced to most automation systems, ours or "theirs".



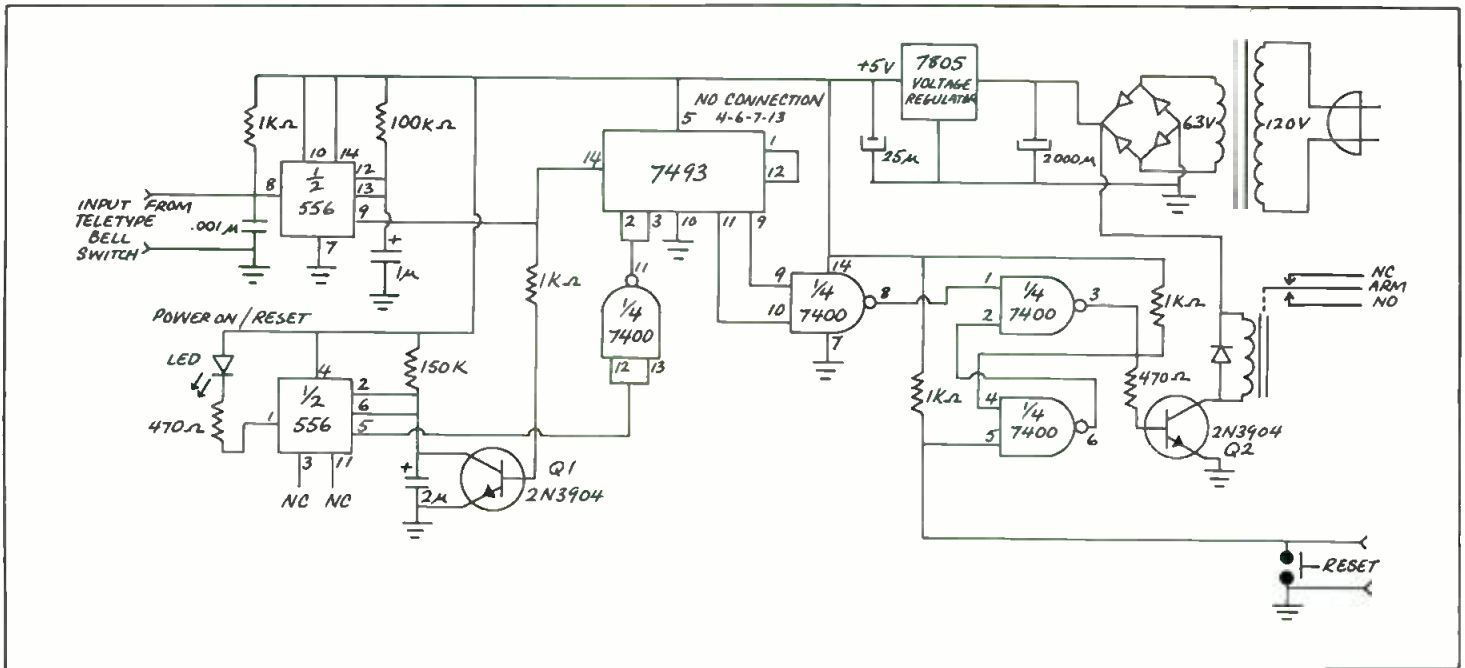
FAST! Worst access time is 8 seconds.

HUMAN ENGINEERED. Whole unit swings open for maintenance, even while on air.

IGM COMMUNICATIONS

4041 HOME ROAD, BELLINGHAM, WA 98226 [206] 733-4567

Circle 183 on Reader Service Card



capacitor and sets the charge time to reach 3 V to about 330 ms. If another bell ring is received before this time is up, the 2 μ F capacitor is again discharged by Q1 and the output at pin 5 of the 556 remains high. This high is inverted by one quarter of the 7400 IC and is applied to the 7493 counter pins 2 and 3 as a low. This allows the counter to advance one count each time the signal at pin 14 of the 7493 goes low. This happens at the end of the 110 ms pulse out of pin 9 of the 556 each time the bell rings. If the count of 10 is reached, it is detected by the gate connected to the 7493 IC pins 9 and 11, and the output latch formed by the last two nand gates of the 7400 is set. This energizes the relay for an external alarm. Once energized, the relay will remain so until the reset button is pushed to reset the output latch.

When the bell stops ringing, the missing pulse detector times out and its pin 5 will return to a low. This puts a high on pins 2 and 3 of the 7493 and resets the count to zero. Thus, the circuit is ready to count the next series of bell rings. The POWER ON/RESET LED is not needed for circuit operation. It indicates that the missing pulse detector circuit is working by going out when the bell rings and remaining on the rest of the time. At WEOL, this unit is mounted near the wire service machine and a remote reset button is *not* connected. Thus, the alarm will not get reset and forgotten. By duplicating the circuit after the 7493 and connecting it to the proper pins of the 7493, other counts can be detected. We also detect the count of five for a news bulletin, as provided by the wire service we use.

Parts list: two 470 ohm 0.25 W resistors; four 1K ohm 0.25 W resistors; one

100K ohm 0.25 W resistor; one 150K ohm 0.25 W resistor; one 0.001 μ capacitor; one 1 μ F capacitor; one 2 μ F capacitor; one 25 μ F capacitor; one 2000 μ F 15 V capacitor; one 556 dual timer; one 7400 TTL IC; one 7493 TTL counter; one 7805 5 V voltage regulator; five 1 A 50 V diodes; one LED; two

2N3904 transistors; one 6-9 V relay (Radio Shack 275-004); one 6.3 V 300 mA transformer.

VOTE NOW!
BALLOT ON READER SERVICE CARD



One of these 15 Revox B77's will save you money.

We're showing only one because they all look pretty much the same. But we actually build 15 different specialized versions of the B77, and that means you can order one exactly right for your needs. After all, why pay extra money for features you don't need?

You can order your B77 with • 2-track or 4-track format • Any 2 adjacent tape speeds from 15/6 to 15 ips • One of three slide sync systems • Voice activated autostart • Cabinet or rack mount • Self-sync.

All 15 versions have one thing in common: uncompromising quality. From the die-cast chassis through the servo-regulated capstan, from the full logic transport control to the modular electronics, every B77 is built for peak performance. Hour after hour. Year after year.

REVOX
AMERICA INC.

STUDER REVOX OF AMERICA, INC. • 1425 Elm Hill Pike • Nashville, TN 37210 • (615) 254-5651

Circle 184 on Reader Service Card

broadcast EQUIPMENT

Audio Test System from Crown 250

The BDP-2 is a software-based 5.25-inch EIA rack-mountable package for audio testing of equipment and environment, mono or stereo. All programs are written on plug-in boards so that the capabilities of the unit can be updated as required. It offers full NTSC compatible color display for RTA and RT60 measurements.




In the BDP-2, all input data is processed through, and stored in, memory. This allows the user to display any part, or all of the data, or to scroll up or down to select the most meaningful displays. Stored data can be recalled for extended analysis, and can be transferred to cassettes for permanent storage.

The 12 function keys on the front panel are software defined, allowing a different function for each, depending on which program is being used. The function of each key can be called up on the CRT at any point in the program. The display range of the screen is 80 dB with operational range up to 130 dB.

The system can also display up to 64 discrete channels and, depending on the program, these could be one-third octave frequency response readouts, or up to 64 input levels for multitrack monitoring. Another feature of this unit is the noise floor measurement.

IF Demodulator from McMartin 251

The McMartin SPR-3 program demodulator is designed for continuous-duty reception of frequency-modulated signals in the 52-88 MHz range. This rack-mounted unit can operate on three



separate frequencies within a 2 MHz bandwidth, activated by changing the configuration of settings on the back panel and requiring no internal realignment.

To track the carrier over a ± 40 kHz range, a frequency lock loop is used. The presence of a carrier of suitable level to produce a frequency lock is indicated by a light on the front panel. An RF carrier-activated relay provides NO or NC contacts in the absence or presence of the carrier. Each SPR-3 is provided with an audio expander card to reproduce the original audio signal. Two versions are available, 2x1 and 3x1, and each can be modified to match a specialized audio response curve.

Otari Has New Workhorse 252

The Otari MTR-10 Series are quarter- and half-inch reel-to-reel tape recorders in full-, two-, and four-track versions. The four-channel model can be converted into quarter-inch operation with a plug-in head assembly and transport conversion kit. All machine versions are available unmounted for custom installation, or in a choice of two roll-around cabinets.

Audio and transport control circuit boards are in a separate card frame. The power supply is also contained in a separate modular unit. Transport control and editing functions are located on the top transport operating surface while audio control switching is contained on a master audio control card. In connec-



tion with this series' design for interface with video editing systems, there are three optional choices of remote control available.


Model CB-109 is an auto-locator with ten assignable memories, variable speed control, and dual LED displays for tape and location timing. The CB-102 is for remote transport control only, and the CB-111 is a remote transport controller with cue, variable speed, and return-to-zero.

Three speeds with full dc servo PLL capstan drives are standard, as are microprocessor timing functions, variable speed control, and adjustable record phase compensation.

■ FOR MORE INFORMATION ■
circle bold face numbers
on reader service card

Noise Reduction from Deltamod 253

The new Model CNR-6 is an automatic matrixing noise reduction system accommodating up to six stereo programs in a rack-mount or tabletop frame. The system offers 20 dB of Dolby C noise reduction with sum and difference matrixing for broadcast cart machines.



After initial calibration, the CNR-6 automatically switches matrix noise reduction in or out. Carts recorded with noise reduction are automatically cue-track encoded. If the noise reduction is switched off, there is no encoding and no cue tones of cart machines are sacrificed. The unit accepts up to six stereo encode or decode modules with additional space for a bypass card. This noise reduction unit is also suitable for video recorders.

Power Amplifier from BGW 254

The BGW Model 150 is a stereo power amplifier with precision step attenuator level controls, LED metering, separate circuit and chassis grounds, and both

BM/E READER SERVICE CARD October 1982 Issue

NAME _____
 TITLE _____
 STATION OR COMPANY _____
 ADDRESS _____
 CITY _____ STATE _____ ZIP _____
 PHONE # () _____

GREAT IDEA BALLOT: <i>Circle your favorite solution</i>		
SOLUTION A	SOLUTION B	SOLUTION C

Tell us what you like or dislike about the issue

What articles would you like to see?

100	101	102	103	104	105	106	107	108	109	110	111	112	113	114	115	116	117	118	119
120	121	122	123	124	125	126	127	128	129	130	131	132	133	134	135	136	137	138	139
140	141	142	143	144	145	146	147	148	149	150	151	152	153	154	155	156	157	158	159
160	161	162	163	164	165	166	167	168	169	170	171	172	173	174	175	176	177	178	179
180	181	182	183	184	185	186	187	188	189	190	191	192	193	194	195	196	197	198	199
200	201	202	203	204	205	206	207	208	209	210	211	212	213	214	215	216	217	218	219
220	221	222	223	224	225	226	227	228	229	230	231	232	233	234	235	236	237	238	239
240	241	242	243	244	245	246	247	248	249	250	251	252	253	254	255	256	257	258	259
260	261	262	263	264	265	266	267	268	269	270	271	272	273	274	275	276	277	278	279
280	281	282	283	284	285	286	287	288	289	290	291	292	293	294	295	296	297	298	299
300	301	302	303	304	305	306	307	308	309	310	311	312	313	314	315	316	317	318	319
320	321	322	323	324	325	326	327	328	329	330	331	332	333	334	335	336	337	338	339
340	341	342	343	344	345	346	347	348	349	350	351	352	353	354	355	356	357	358	359
360	361	362	363	364	365	366	367	368	369	370	371	372	373	374	375	376	377	378	379
380	381	382	383	384	385	386	387	388	389	390	391	392	393	394	395	396	397	398	399

Use until January 31, 1983

BM/E READER SERVICE CARD October 1982 Issue

NAME _____
 TITLE _____
 STATION OR COMPANY _____
 ADDRESS _____
 CITY _____ STATE _____ ZIP _____
 PHONE # () _____

GREAT IDEA BALLOT: <i>Circle your favorite solution</i>		
SOLUTION A	SOLUTION B	SOLUTION C

Tell us what you like or dislike about the issue

What articles would you like to see?

100	101	102	103	104	105	106	107	108	109	110	111	112	113	114	115	116	117	118	119
120	121	122	123	124	125	126	127	128	129	130	131	132	133	134	135	136	137	138	139
140	141	142	143	144	145	146	147	148	149	150	151	152	153	154	155	156	157	158	159
160	161	162	163	164	165	166	167	168	169	170	171	172	173	174	175	176	177	178	179
180	181	182	183	184	185	186	187	188	189	190	191	192	193	194	195	196	197	198	199
200	201	202	203	204	205	206	207	208	209	210	211	212	213	214	215	216	217	218	219
220	221	222	223	224	225	226	227	228	229	230	231	232	233	234	235	236	237	238	239
240	241	242	243	244	245	246	247	248	249	250	251	252	253	254	255	256	257	258	259
260	261	262	263	264	265	266	267	268	269	270	271	272	273	274	275	276	277	278	279
280	281	282	283	284	285	286	287	288	289	290	291	292	293	294	295	296	297	298	299
300	301	302	303	304	305	306	307	308	309	310	311	312	313	314	315	316	317	318	319
320	321	322	323	324	325	326	327	328	329	330	331	332	333	334	335	336	337	338	339
340	341	342	343	344	345	346	347	348	349	350	351	352	353	354	355	356	357	358	359
360	361	362	363	364	365	366	367	368	369	370	371	372	373	374	375	376	377	378	379
380	381	382	383	384	385	386	387	388	389	390	391	392	393	394	395	396	397	398	399

Use until January 31, 1983

COMPLIMENTARY SUBSCRIPTION QUALIFICATION CARD

1. I would like to receive BM/E (Broadcast Management Engineering)
 YES NO

2. Please check your business classifications

<input type="checkbox"/> AM Station Network Group <input type="checkbox"/> FM Station Network Group <input type="checkbox"/> TV Station Network Group <input type="checkbox"/> Non broadcast TV <input type="checkbox"/> Campus Limited Radio <input type="checkbox"/> CATV Facilities <input type="checkbox"/> Microwave Telephone <input type="checkbox"/> Satellite Company	<input type="checkbox"/> Recording Studio <input type="checkbox"/> Teleproduction Facility <input type="checkbox"/> Government <input type="checkbox"/> Consultant <input type="checkbox"/> Lawyer <input type="checkbox"/> Manufacturer/Distributor/Dealer <input type="checkbox"/> Other (please specify) _____
---	---

3. Are you responsible for more than one station or facility?
 YES NO

4. My primary area of responsibility is (please check one)

<input type="checkbox"/> Corporate Management <input type="checkbox"/> Technical Management & Engineering <input type="checkbox"/> Operations & Station Management (Production & Programming)	<input type="checkbox"/> Board Chairman/President/Owner/Partner/Director and VP or General Manager (other than in charge of engineering or station operations management) <input type="checkbox"/> VP Engineering/Technical/Engineering Director/Chief Engineer/Engineering Supervisor/Other engineering or technical titles <input type="checkbox"/> VP Operations/Operation Manager/Director/General Manager/Station Manager/Production Manager/Program Manager/News Director and other operations titles
---	---

5. Signature _____ Date _____

Name _____

Title _____

Station Call Letters or Company _____

Street _____

City _____ State _____ Zip _____

Is this your business address? YES NO

If not, please give us your business address below so that we can avoid sending duplicate copies.

Name _____

Station Call Letters or Company _____

Street _____

City _____ State _____ Zip _____

Place
Postage
Here



Broadband Information Services, Inc.
P.O. BOX 6058
Duluth, Minnesota 55806

Place
Postage
Here



Broadband Information Services, Inc.
P.O. BOX 6058
Duluth, Minnesota 55806

Place
Postage
Here



Broadband Information Services, Inc.
P. O. BOX 6056
Duluth, Minnesota 55806

BROADCAST EQUIPMENT

XLR and quarter-inch input connectors with transformer sockets.



The amp produces 150 watts minimum sine wave continuous average power output, monaural (75 per channel stereo), driving an eight-ohm load over a power band from 20 Hz to 20 kHz. THD is measured, at any power level from 250 mW to 150 watts, at no more than 0.08 percent. Design features include all-steel chassis and covers, metal case output transistors, and modular construction. The opamp is a high-speed, 10 MHz unit and is followed by a discrete complementary pair acting as an active current source/sink and providing voltage gain.

Kempner Unveils Telephone Poll **255**

The Telephone Poll is a new rack-mountable device which responds to audience call-in voting with a synthesized voice explaining how callers can vote on questions which have been presented on-air. The unit then records and tabulates the votes and gives a digital readout showing running totals or percentages. With six rotary lines, this unit will handle 2160 calls an hour.

Videocassette from Agfa **256**

A new 3/4-inch U-matic videocassette for broadcast use has been introduced by Agfa-Gevaert. The cassettes have a black anti-static backcoating for improved transport and winding properties.

The video performance specifications show S/N at 51 dB, chroma S/N at +3 dB, and a five MHz RF output of +2 dB. The manufacturer claims still frame capability of over three hours,



and tape life in excess of 2000 passes. The audio performance figures are equally high with S/N at 52 dB; audio output uniformity is ± 1 dB, with relative frequency response at 1 dB. The tapes come in 20-, 30-, and 60-minute playing times.

DA from Broadcast Technology **257**

The new Model AD 3108 distribution amplifier contains a low-noise opamp in a differential input configuration with a common mode trim as well as a gain trim to drive a pair of high-output OA 400 opamps. Distortion is less than one percent at operating level, 20 Hz to 20 kHz, and the frequency response over the same range is +.25 dB.

Up to four of the AD 3108 DAs can be housed in BTI's CF 9101 self-powered 3/4-inch high, 19-inch wide card enclosure. With the screw type wire terminals on the rear of the enclosure and a matching front panel, a DA



system of 1x8 can be created with combinations to 32 out. The AD 3108 is listed at \$134.

Weather Graphics System from Synsat **258**

The Stormscan weather graphics computer incorporates software systems which, according to the manufacturer, eliminate problems associated with computer system interfacing in the control room. Standard NTSC sync and video connections allow the engineer to connect the video image remoting console (VIRCON) so the weather-caster/producer can operate all functions from the console at a remote location. A second optional keyboard for the control room can be used so the operator can enter station IDs and other information.

The software supports multiple

■ FOR MORE INFORMATION ■

circle bold face numbers
on reader service card

THE VERY BEST.

- Fresh, contemporary American music
- Computerized MusicSelector™
- Large, expanding catalog
- Music buy-out option



Soper Sound

MUSIC LIBRARY

P. O. Box 498, Palo Alto, CA 94301
(415) 321-4022
(800) 227-9980 (outside of California)

Circle 185 on Reader Service Card

When accuracy counts... Count on Belar for AM/FM/TV MONITORS



BELAR
AM MODULATION MONITOR

BELAR CALL ARNO MEYER (215) 687-5550
ELECTRONICS LABORATORY, INC.
LANCASTER AVENUE AT DDRSET, DEVON, PA. 19333 • BOX 826 • (215) 687-5550

Circle 186 on Reader Service Card

BROADCAST EQUIPMENT

screen operation, screen storage on disk or tape, and screen retrieval. Screen editing is accomplished with a built-in joystick or keyboard editor. The system also permits single-button control of color, graphics, animation, and sound effects.

Audio Processor from Orban **259**

The new 422A/424A gated compressor/limiter/de-esser features a full-function, variable compressor/limiter with adjustable attack and release times followed by an independent de-esser. A unique feature is the presence of a defeatable gate with adjustable threshold. During pauses or during program material below threshold, the gain moves toward user-adjustable value, preventing noise rush-up, pumping, or breathing.




An output trim control allows the user either to purposely cause or prevent peak clipping in the VCA, and a true peak-reading VCA level meter provides monitoring. Important speci-

fications include THD at less than 0.05 percent, system S/N 90 dB typical, and absolute peak output level of +26 dBm. The mono 422A is priced at \$569; the stereo 424A sells for \$899.

Antennas from Andrew **260**

The new TRASAR standby and LPTV transmitting antennas have a travelling



wave, slotted array design which results in smooth elevation patterns with null fill and low VSWR. The first antenna in this series is side-mounted with a skull azimuth pattern. It is fed by HELIAX air-dielectric coaxial cable. All antennas are enclosed in a pressurized fiberglass radome for environmental protection and low windload.

■ FOR MORE INFORMATION ■
circle bold face numbers
on reader service card

Compact IRIS II from Harris **262**

Harris Video has announced a new configuration of its IRIS II digital still store system that is compact enough for mobile van use and can still be expanded for larger studio production. The new system uses Control Data Corp.'s lightweight, low power RSD disk drives and portable disk data cartridges which are small and light enough to fit into a briefcase. The disk cartridges are interchangeable between systems, and each can store up to 260 stills.

Because of this interchangeability,


**NOW! The Only Two DA's
You Will Ever Need
For Distributing Your
Television Signals**

The 1201 Versatile Distribution Amplifier
3 DA's in one. It's a
Video DA, Subcarrier DA, Pulse DA.

The 1202 Video Distribution Amplifier

Featuring:

- DIFFERENTIAL INPUT
- SWITCHABLE CLAMPING
- OPTIONAL PLUG-IN CABLE EQUALIZATION



GRAHAM-PATTEN SYSTEMS, INC.
P. O. BOX 1960, GRASS VALLEY, CA 95945
[916] 273-8412

Circle 187 on Reader Service Card

A High Quality **MODEL 6010** 10 x 1 Self Contained Broadcast Routing Switcher



- Video only, mono or stereo audio only, or AFV with mono or stereo audio
- Local or remote control
- Front panel access to plug-in modules in single rack unit
- All electronic switching
- Tally and automation interface available
- Bridging inputs
- Exceeds broadcast specs requirements \$1,200 for AFV.

GET THE EDGE ON PERFORMANCE, RELIABILITY AND PRICE. CALL OR WRITE FOR MORE INFORMATION ON THE 6010.



IMAGE VIDEO LIMITED

705 Progress Avenue, Scarborough, Ontario,
Canada M1H 2X1 Telephone: (416) 438-3940
TELEX: 065-25392

Circle 188 on Reader Service Card

stills can be created ahead of time, at the studio, then delivered to mobile production sites in time for live broadcast. All of the user features on the previous IRIS II system are preserved in the new version. It uses a 4:1:1 component-coded digital framestore, and is designed so that the system can be upgraded with new features.

New Lens from Arriflex 263

The new Zeiss 10-100 mm macro zoom lens offers a constant f/1.8 aperture at all focal lengths. The macro setting is engaged with a single button, and offers a 1:4 image ratio. All glass-to-air surfaces feature multilayer coating, and both focus and zoom controls come



prefitted with gear rings. The lens's front element does not rotate, enabling the user to attach filter frames or rectangular matte boxes directly to the lens.

The Zeiss lens can be used with the Aspheron super wide-angle supplementary lens in the macro setting for extreme wide-angle shooting. The lens measures 7.25 inches long, and weighs 3.25 pounds.

PAR Lamp from GTE 264

GTE's new Sylvania Brite Beam lamp is rated at 1200 watts and is available in the PAR 64 bulb shape. This lamp, designed for television and film use, produces 100,000 lumens, or 84 lumens per watt. Intended for daylight fill for studio applications, the color temperature is 5600 K, making color correcting filters unnecessary. The lamp comes in four lens patterns: very narrow spot, narrow spot, medium flood, and wide flood. Its average rated life is 1000 hours.

Duplicating System from Telex 265

The Model 6120 is a new, high-speed audio tape duplicating system with modules for both cassette and open-reel tape. The modules can be used simultaneously when connected to a common

control center. Two- or four-channel designs with track selection are available with the reel modules accepting both the standard 178 mm and larger broadcast type 267 mm reels, running at speeds of 152 and 305 cm/s. The cassette modules operate at 76 cm/s, constituting a duplicating speed of 16:1.



Volume and bias slide controls have a preset position or can be adjusted by monitoring continuous LED readouts. All maintenance, including head alignment and electronic adjustments, can be made directly through the front panels.

■ FOR MORE INFORMATION ■

circle bold face numbers on reader service card

Great American Market Unveils Scenery 266

Instaset is detailed, vacuum-formed scenery especially intended for use in television studio sets. It will accept any type of acrylic or vinyl wall paint and comes in a variety of materials and designs. All Instaset materials carry a 94 V-O self-extinguishing flame classification.



Who?

How does the Indianapolis Speedway Radio Network Team...

What?

...enjoy intelligible, low-volume intercommunications...

Where?

...within the world's greatest race course, at locations wired with telephone line, without AC power, and surrounded by 33 racecars and 400,000 screaming fans?



How?

THEY HAVE CLEAR-COM

Why?

Our closed-circuit intercoms are packed with features to easily meet the most stringent requirements. Our tailored frequency response curve provides crisp two-way communications, even in the noisiest environments.

Give us a call to find out how WE MET THE INDY CHALLENGE. And how Clear-Com Intercoms can provide YOU with the answers too.

 Clear-Com
intercom systems

1111 17th Street
San Francisco, CA 94107
415-861-6666
EXPORT DIVISION: P.O. Box 302
Walnut Creek, CA 94596
415-932-8134
TWX: 910-372-1087

Circle 189 on Reader Service Card

ADVERTISER'S INDEX

Video Engineer for Saudi Arabia and Engineers/Technicians for U.S.

A growing designer and builder of TV and A/V systems, has several openings.

One immediate opening is for a single-status individual to work for six months in Saudi Arabia. Enjoy generous living and travel expense accounts while banking your salary. Working without direct supervision, but with the support of our resident staff, you will maintain a sophisticated, non-military TV system at the capital city of Riyadh. You must be able to diagnose, service and repair at the component level. Since this is an immediate opening please call Mr. White at (201) 288-6130.

Additional U.S. openings: Senior Systems Engineer, Video Engineers, and Technicians at all levels. Send resumes to Avtec Industries Inc., 39 Industrial Ave., Teterboro, NJ 07608.

DIRECTOR OF ENGINEERING

Immediate opening with a large group owned television station in top 20 market. Applicant must be a hands-on engineer with intimate knowledge of all phases of studio, transmitter, and ENG news operations. Must be competitive, aggressive, and a good planner as well as a good leader.

Excellent company benefits. Salary commensurate with ability, experience, and market size. Opportunity exists for future advancement within the company.

Send resume to Box 500, BM/E, 295 Madison Ave., New York, NY 10017.

ADDA Corp	110	Pacific Recorders & Engineering Corp ...	72
ADM Technology, Inc	C2	Panasonic Matsushita	8-9
A.F. Associates, Inc	69	Perrott Engineering	61
Alpha Audio	32	Potomac Instruments	14
American Data Corp	102		
Ampex-AVSD	85	QSI Systems, Inc	107
Ampex-MTD	5		
Anton/Bauer, Inc	24	Ramko Research	7
Asaca Corp of America	58	RCA Broadcast Systems	19, 21, 23
Atlantic Satellite	45	RCA Recruitment	125
Avtec Industries	134	Rees Associates	124
		Rohde & Schwarz	126
Belar Electronics Lab., Inc	133	RTS Systems Inc	15
Bosch (Fernseh)	103		
Broadcast Electronics, Inc	114	Shure Bros., Inc	99
Broadcast Microwave Services	67	Sony Broadcast	2-3, 28-29, 70-71, 90-91
		Soper Sound	131
Calzone Case	106	Studer Revox America, Inc	127
Camera Mart, Inc	4	Swiderski Electronics	116
Canon USA, Inc	34		
CEI	50-51	Tamron	98
Cetec Vega	47	Telemasurement	62
Chyron Corp	82	Telex Communications, Inc	96
Cine 60, Inc	100	Thomson-CSF Broadcast	59
Clear-Com Intercom Systems	133		
CMX/Orrox	1	Utah Scientific, Inc	33
Continental Electronics Mfg Co	13		
Convergence Corp	105	Via Video	37
Corporate Communications, inc	68	Videotek, Inc	40
		Vital Industries, Inc	49
Data Communications Corp	55		
Datatron, Inc	20	Ward Beck Systems Ltd	C4
Delta Electronics	22		
Dictaphone Corp	81		
Eastman Kodak	101		
Electro-Voice	122		
ESE	121		
Film/Video Services	114		
Fortel (Edutron) Inc	27		
For-A Corp	95		
Fujinon Optical, Inc	60		
Fuji Photo Film USA, Inc	115		
Gotham Audio	116		
Graham Patten Systems	132		
Grumman Aerospace	92		
Harris Corp	12, 77		
Harris Video	117		
Hitachi Denshi American Ltd	87		
IGM Trillium	126		
Ikegami Electronics USA, Inc	38-39, 112		
Image Video	132		
Inovonics, Inc	14		
International Tapetronics Corp	79		
US JVC Corp	97		
Lenco, Inc	52		
Lerro Electrical Corp	65		
3M/Magnetic Tape Div	16-17		
Marti Electronics	61		
Maxell Corp of America	57		
McCurdy Radio Industries	C3		
MCI (Div. of Sony America)	75		
MCI/Quantel	118		
Microtime, Inc	25		
Minolta	36		
Modulation Assoc., Inc	26		
Moseley Assoc., Inc	104		
Motorola	30		
Nagra Magnetic Recorders, Inc	113		
NEC America, Inc	11, 100		
Neumann	116		
Oki Electric Co	89		
Orban Associates, Inc	108		

SALES OFFICES

BM/E

Broadcast Management/Engineering

295 Madison Ave.
New York, New York 10017
Telex: 64-4001
National Sales Manager
James C. Maywalt

Eastern & Central States

295 Madison Avenue
New York, New York 10017
212-685-5320
James C. Maywalt
Ruth A. Windsor

Western States

500 Airport Blvd., Suite 110
Burlingame, CA 94010
415-340-1400
Sandy Fiblish

18075 Ventura Blvd., Suite 122
Encino, CA 91316
213-705-4566
Gary A. Hooks

United Kingdom/Europe

Chiberton House
Doods Road
Reigate, Surrey, England
Telephone, Reigate (7372) 43521
Bronwyn Holmes
Derek Hopkins

Japan/Far East

Eiraku Building
1-13-9, Ginza,
Chuo-Ku, Tokyo 104 Japan
03 (562) 4781
S. Yasui
K. Yamamoto

For dependable, quality audio, make sure all the parts get along.

All metalwork is of welded, heavy-gauge steel construction with durable, textured epoxy paint. Dark blue finish.

Convenient housings in matching woodwork are available in a range of sizes for cart machines, auxiliary equipment and jackfields.

This modular stereo audio console (SS8670) is available in 16, 20 and 22 channel standard versions. Custom designs can be produced to meet specific requirements. The control panel is made of mar-resistant, heavy gauge, vinyl-coated steel strips, set into aluminum extrusions.

Sloping, front-hinged mounting panels are available for all popular reel tape machines.

High quality woodwork and trim is custom built to your specifications. Choose from solid oak or walnut.

Sturdy turntables are engineered for broadcast use, incorporating rugged construction, specialized features and weighted, isolating shock mounts.



Let McCurdy put it all together!

Technical harmony is essential to clear professional audio. All the components have to get along before the system can deliver its full potential.

At McCurdy, we strongly believe in technical harmony. It's the basis on which we've built all our dependable, quality audio systems for over 30 years. And because McCurdy can supply the complete system, we can guarantee that it will work together and work right.

Whatever the audio requirement, a McCurdy system can fill the need with quality components. Take our consoles for example . . . from standard versions to custom models, we cover the complete range of audio applications. Or our turntables . . . the only turntable systems designed specifically for broadcast. And all McCurdy audio systems are available with various tape configurations, turrets and/or jackfields.

Let McCurdy put together a complete audio system for your broadcast application. McCurdy components get along so well, you'll agree they were made for each other. And the result of that is technical harmony . . . the best audio possible!



McCURDY RADIO INDUSTRIES
TORONTO (416) 751-6262
CHICAGO (312) 640-7077

In Our 4th Decade of Service
to the Broadcast Industry

Circle 191 on Reader Service Card

www.americanradiohistory.com

Elegance by design!

Ward-Beck has created the R1000
...a unique masterpiece of
technical efficiency and elegant
simplicity.

In this exceptional radio console
legendary Ward-Beck quality is
available at a price one would
expect to pay for much less
distinguished company!

The R1000 — ideally suited to
smaller studios or news
applications — is an excellent way
to experience the finest engineering
on a modest budget.

WBS

First by Design.



Ward-Beck Systems Ltd., 841 Progress Avenue, Scarborough, Ontario, Canada M1H 2X4.
Tel:(416)438-6550.

Ward-Beck Systems Inc., 6900 East Camelback Road, Suite 1010, Scottsdale, Arizona 85251.